

INTERNATIONAL VERSION

POLARIS **RANGER**

2022

ACCESSORIES + APPAREL



HARDEST WORKING.

SMOOTHEST RIDING.

For the past two decades, RANGER has set the standard through unrivaled strength, unmatched capability and next-level comfort, making it the number one utility side-by-side for over 10-years running.

2022 LINEUP

2021 NORTHSTAR EDITIONS

P. 2

SEE P. 2-5 FOR DETAILS

XP 1000 & 1000 3-SEAT & CREW

P. 16



RANGER 1000



RANGER CREW 1000



RANGER XP 1000



RANGER CREW XP 1000



RANGER XP 1000
NORTHSTAR PREMIUM



RANGER CREW XP 1000
NORTHSTAR PREMIUM



RANGER XP 1000
NORTHSTAR ULTIMATE



RANGER CREW XP 1000
NORTHSTAR ULTIMATE



RANGER XP 1000
TRAIL BOSS



RANGER CREW XP 1000
TRAIL BOSS



RANGER XP 1000 NORTHSTAR
ULTIMATE TRAIL BOSS



RANGER CREW XP 1000
NORTHSTAR ULTIMATE TRAIL BOSS



RANGER XP 1000
HIGH LIFTER EDITION



RANGER CREW XP 1000
HIGH LIFTER EDITION



RANGER CREW XP 1000
TEXAS EDITION

SP 570 / 500 MIDSIZE 2-SEAT & CREW

P. 68



RANGER SP 570



RANGER CREW SP 570



RANGER SP 570
NORTHSTAR



RANGER CREW SP 570
NORTHSTAR



RANGER 500



RANGER EV

570 FULL-SIZE 3-SEAT & CREW

P. 88



RANGER 570 FULL-SIZE



RANGER CREW 570 FULL-SIZE



RANGER 150 EFI

150 EFI YOUTH

P. 90

CONTENTS

2021 NORTHSTAR EDITIONS

2

XP 1000 & 1000 3-SEAT & CREW

16

ROOFS	18
WINDSHIELDS	20
REAR PANELS	22
DOORS	24
CAB COMFORT & CONVENIENCE	26
WINCHES	28
PROTECTION	30
AUDIO	32
STORAGE	36

COMMON ACCESSORIES

42

CONNECTED TECHNOLOGY	42
ELECTRICAL ACCESSORIES	44
COOLERS	46
HUNT	48
COLD WEATHER	50
PLOWS	52
LIGHTING	56
WHEELS & TIRES	58

SP 570 2-SEAT & CREW

68

ROOFS & DOORS	70
WINDSHIELDS & REAR PANELS	72
AUDIO & CONVENIENCE	74
PROTECTION & WINCHES	75
STORAGE	76

500/EV/570 2-SEAT & CREW

78

ROOFS & DOORS	80
WINDSHIELDS & REAR PANELS	82
CONVENIENCE & PROTECTION	84
WINCHES	85
STORAGE	86

570 FULL SIZE

88

150 EFI YOUTH

90

PARTS & GARAGE

92

MAINTENANCE	92
OIL & LUBRICANTS	94
MAINTENANCE FLUIDS	96
BATTERIES & GARAGE ACCESSORIES	98
HD PARTS	100
SERVICE PARTS	102
TIRE SEALANT & TRAILERING	104
POLARIS POWER	106

APPAREL

112

RIDING GEAR	112
HELMETS & GOGGLES	114
MEN'S APPAREL	116
WOMEN'S APPAREL	122
MERCHANDISE	124

RANGER XP 1000 & SP 570
NORTHSTAR OFF-ROAD

CLIMATE CONTROL

Be in control of your comfort with standard Pro Shield Cab System, heat, air conditioning (RANGER XP 1000 models), and more. Polaris RANGER NorthStar Editions help you finish whatever task you set out to do, no matter the weather conditions. Take your NorthStar to the next level with hundreds of accessories to choose from based on your riding needs.



DO MORE:

PROTECTION

Protect the front and rear of your RANGER from whatever obstacles you may encounter off-road.

XP 1000 P. 30
SP 570 P. 75

AUDIO

Customize your audio system to listen to your favorite songs on the trails.

XP 1000 P. 32
SP 570 P. 74

LIGHTING

Extend the day and work longer with easy-to-install powerful lighting.

P. 56

WHEELS & TIRES

Select wheels and tires custom built for your riding style and the terrain you ride in.

P. 58

STORAGE

Leave nothing behind with the limitless customization of Lock & Ride storage.

XP 1000 P. 36
SP 570 P. 76

UPGRADE YOUR NORTHSTAR

XP 1000 & SP 570 FAMILIES

You've got the essentials straight from the factory—but why stop there? Get the most out of your NorthStar with additional Polaris Engineered accessories to fit your riding needs. Add the **MUST HAVES** for top-selling accessories or **UTILITY** to optimize for the toughest outdoor jobs. Or, pick and choose your favorite accessories to make it your own.



**NORTHSTAR ULTIMATE
COMES STANDARD WITH:**

Heating & Air Conditioning HVAC System
7" Display Powered by RIDE COMMAND
Pro Shield Full Glass Tip-Out Windshield with Wiper/Washer System
Power Window Doors
Polaris HD 4,500 lb. Winch with Auto-Stop
Sport Roof with Premium Liner & Dome Light
Lock & Ride Glass Panel
LED Headlights
29" Tires



**NORTHSTAR PREMIUM
COMES STANDARD WITH:**

Heating & Air Conditioning HVAC System
Polaris HD 4,500 lb. Winch with Auto-Stop
Sport Roof with Premium Liner & Dome Light
Lock & Ride Glass Windshield with Wiper/Washer System
Lock & Ride Glass Rear Panel
Premium Manual Crank Window Doors



**RANGER SP 570 NORTHSTAR
COMES STANDARD WITH:**

Heating & Ventilation System
Polaris HD 3,500 lb. Winch with Auto-Stop
Sport Roof with Premium Liner
Lock & Ride Glass Windshield
Lock & Ride Glass Rear Panel
Premium Manual Crank Window Doors

MUST HAVES	PRODUCT NAME	XP 1000	PAGE	SP 570	PAGE
	Upper Front Brushguard	2882531	P. 30	2885084	P. 75
	Rear Brushguard	2882529	P. 30	2885087	P. 75
	Front Hood Storage Rack	2882690	P. 38	2885088	P. 77
	Lock & Ride Storage Box	2883279	P. 41	2889199	P. 76
	Polaris PULSE Wiring Harness - 1 Light Bar	2883230	P. 45	2889161	P. 45
	Pro Armor 33" - Combo LED Light Bar	2882077	P. 57	2882077	P. 57
UTILITY	Side View Mirrors - Door Mounted	2889241	P. 27	2889241	P. 74
	Lock & Ride Bed Extender/Divider	2882752	P. 38	2889183	P. 76
	Electronic Cargo Box Lift	2884141	P. 40	N/A	N/A

TAKE ADVANTAGE
of your off-road climate control with winter and plow accessories on P. 52



TAKE YOUR 2022 RANGER SPECIAL EDITION TO THE NEXT LEVEL

Customize your experience by adding key accessories.

TRAIL BOSS RANGER XP 1000 / NORTHSTAR

RECOMMENDED ADD-ONS

PROTECTION	P. 30
STORAGE	P. 36
LIGHTING	P. 56
WHEELS & TIRES	P. 58

TEXAS EDITION RANGER XP 1000

RECOMMENDED ADD-ONS

WINDSHIELDS	P. 20
PROTECTION	P. 30
STORAGE	P. 36
LIGHTING	P. 56

HIGH LIFTER RANGER XP 1000

RECOMMENDED ADD-ONS

ROOFS	P. 18
AUDIO	P. 32
COOLERS	P. 46
LIGHTING	P. 56

DESIGNED



Designed by the same people
who designed your vehicle.

TESTED



Extensively tested in the field so
you ride with 100% confidence.

TRUSTED



65 years in the business.
The #1 name in Off-Road.

INTRODUCING OUR NEWEST PARTNER



Introducing an industry exclusive – Rhino-Rack storage solutions designed specifically for Polaris RANGER. From opposite sides of the globe, the most capable machines in the off-road world meet a trusted outdoor adventure brand to deliver industry-exclusive, purpose-built roof racks, bed racks and accessories to help Polaris RANGER users have more fun and get more done. Designed for perfect integration and tested to off-road standards, a Rhino-Rack-equipped RANGER will help you get more storage capacity out of your machine – so you can stay prepared for whatever they day may bring.

WE HOLD OUR PARTNERS TO THE SAME STANDARDS



WHEELS, TIRES & LIGHTING DESIGNED WITH
POLARIS TO MAXIMIZE PERFORMANCE
P. 56 & 58



IGNITE AND FUEL YOUR PASSION FOR
PRECISE QUALITY SOUND REPRODUCTION
P. 34



PRODUCTS SO GOOD THEY REPLACE
OR REPAIR THEM FOR LIFE
P. 56



DARE
TO LISTEN
P. 74



MAKING PRODUCTS FOR AVID
SPORTSMEN SINCE 1943
P. 48



BRING IT ALL.
BRING IT ON.
P. 36



INTRODUCING THE NEW INDUSTRY-EXCLUSIVE
RHINO-RACK STORAGE SOLUTIONS

BRING IT ALL. BRING IT ON.

SEE RHINO-RACK PRODUCTS ON P. 36



INTRODUCING THE NEW
RANGER SP 570

GET MORE DONE. HAVE MORE FUN.



NEXT-LEVEL COMFORT

LEVERAGE THE FULL
CAPABILITIES OF YOUR
MACHINE YEAR-ROUND.




SUPERIOR INTEGRATION

MAKE WORK EASIER WITH YOUR
VEHICLE BUILT TO ADD ESSENTIAL
ACCESSORIES FOR ANY JOB.



DO MORE

TACKLE ANY JOB AND
LEAVE NOTHING BEHIND.



ENGINEERED FOR MORE

POLARIS
ENGINEERED

HARDEST WORKING, SMOOTHEST RIDING.

RANGER is a trusted, most capable, work partner. Developed and tested along with the vehicle, Polaris Engineered Accessories are designed for seamless integration and simple installation to get more done, year-round.

SUPERIOR INTEGRATION



P. 44

PLUG AND PLAY ELECTRICAL

A revolution in electrical accessory integration, the Polaris PULSE Electrical System allows for a simple plug and play approach for adding power to Polaris Engineered Accessories.

PRO PRO HEAVY DUTY SERIES

WINCHES

RANGER XP 1000/1000 P. 28
RANGER SP 570 P. 75

INTEGRATED WINCH MOUNT & PRE-WIRED

Designated mounting points and pre-wired connectors ensure a perfect fit and the strongest place to attach the Polaris Engineered winch - the most dependable winch for your RANGER. With wiring built right into the vehicle, we made this the easiest RANGER winch ever to install.



P. 52

PLOW SYSTEM

INTEGRATED PLOW MOUNT*

The attachment points for the Glacier Plow System are integrated right at the factory and feature an innovative drive-up and go installation process.

*Integrated Plow Mount not included on
RANGER SP 570 Non-Premium/Non-NorthStar Models



DO MORE

LOCK & RIDE®

CARGO BOX VERSATILITY

Lock & Ride mounting locations allow for limitless customization to let you work the way you want.

RANGER XP 1000/1000 P. 38
RANGER SP 570 P. 76

BRING IT ALL. BRING IT ON.



STORAGE VERSATILITY

Rhino-Rack roof rack and bed rack solutions offer 40% more storage capacity so you never have to leave tools or gear behind.

RANGER XP 1000/1000 P. 36


NEXT-LEVEL COMFORT

OUR BEST SEALING CAB

With the profile channels engineered into the roll cage, body plastics molded to seal and cab accessories designed to keep the elements out, the RANGER Pro Shield Cab System offers a new level of interior comfort.



RANGER XP 1000/1000 P. 18
RANGER SP 570 P. 70



NEXT-LEVEL COMFORT

Look for the RANGER PRO SHIELD Logo for the four components to customize your RANGER with our best sealing cab.

POLARIS
ENGINEERED

BUILD YOUR CAB SYSTEM

- 1 CHOOSE YOUR ROOF**
RANGER XP 1000 P.18
RANGER SP 570 P.70
- 2 CHOOSE YOUR WINDSHIELD**
RANGER XP 1000 P.20
RANGER SP 570 P.72
- 3 CHOOSE YOUR REAR PANEL**
RANGER XP 1000 P.22
RANGER SP 570 P.73
- 4 CHOOSE YOUR DOORS**
RANGER XP 1000 P.24
RANGER SP 570 P.71



ULTIMATE CLARITY

Tempered safety glass, clear to see through and shatterproof.

COLOR MATCHED

Key color matched accent panels available.

PROTECTION

Inner and outer shells are made from high-quality, injection-molded plastics using a state-of-the-art process to shield from the elements and more.

DURABLE CONSTRUCTION

With a 2.5 cm tube steel frame, these doors can handle the rigors of the off-road.



A FRAME DESIGNED FOR A CAB

All RANGER cab components fit perfectly to the contours of the profile tube cab frame, floor and body panels, allowing for a 360° gasket seal, seamless fit and installation providing unprecedented protection from the elements.

INCREASED RIDER COMFORT

Add a new level of interior comfort by adding a RANGER Pro Shield Cab System - tested to military standards. Seal out dust, water, and noise by selecting a roof, windshield, rear panel, and set of doors. Extend your work day or trail ride while protecting you and your passengers from the elements.




RAIN

Rest assured that you and your passengers will stay dry and comfortable on rainy days.



SNOW

Keep cold wind and snow out in winter months.



DUST

Reduce dust swirl in the cab of your RANGER for increased comfort and visibility.

SUPERIOR INTEGRATION

PRO PRO HEAVY DUTY SERIES



HD HEAVY DUTY SERIES



RANGER XP 1000/1000 P.28
RANGER SP 570 P.75

POLARIS ENGINEERED WINCH FEATURES



Tested **1,200+** pulls
at max load, it works
when you need it to



Built to withstand
-29° C temperatures



Sealed motor
& heavy duty gears
**OPERATE FULLY
SUBMERGED
UNDERWATER**



MILITARY
tested & approved

Right from the factory, your vehicle is built to make essential accessories like winches and plows easy to use day-in and day-out. Mounting brackets are designed into the oversized factory bumper and wiring is routed securely and properly. When it comes to RANGER, Polaris Engineered Accessories make work easier so you can get more done.

POLARIS
ENGINEERED

GLACIER PLOW SYSTEM

P. 52



PRE-WIRED CHASSIS

Dash mounted controls and wiring are installed at the factory. Mount the winch, connect the wires and trust that everything is routed safely, securely, and properly.

NO NEED TO CUT PANELS

FULLY INTEGRATED MOUNT & WIRING

GLACIER FEATURES



To install the plow, simply lift the mount lock handle and pull forward



No loss of factory ground clearance when not plowing



Don't have to crawl under the machine to release the plow blade from the vehicle



No trimming of vehicle plastic or fascia required to mount plow or winch

Angle your blade
right from your seat

25°

LEFT AND RIGHT



MAKE IT YOURS

WORK HARD AND GET IT DONE

with Polaris Engineered Accessories for your RANGER. Start with the ultimate in all-season performance and comfort with the best cab components in the industry. Find everything you need to outfit your RANGER for the task at hand.

RANGER XP 1000 /
RANGER 1000

RANCH

2882910	Dual Bin Under Seat Dry Storage Box	P. 26
2882753	8-Vent Heater & Defrost System	P. 26
2883265	Work Beacon LED Light	P. 27
2882710	Polaris Pro HD 2,722 kg Winch with Rapid Rope Recovery	P. 29
2882531	Upper Front Brushguard	P. 30

2882529	Rear Brushguard	P. 30
2882752	LOCK & RIDE Bed Extender/Divider	P. 38
2881531	LOCK & RIDE Tip-Down Headache Rack	P. 38
2883121	RIGID SR-Series 25 cm Spot LED Light	P. 56
2883148	Pro Armor Wheel & Tire Set: Dual Threat & 4202	P. 65



RANGER XP 1000 /
RANGER 1000

BIG GAME

2882753	8-Vent Heater & Defrost System	P. 26
2883265	Work Beacon LED Light	P. 27
2882710	Polaris Pro HD 2,722 kg Winch with Rapid Rope Recovery	P. 29
2882690	Front Hood Storage Rack	P. 38

2884107	LOCK & RIDE Kolpin Rhino Grip Pro	P. 49
2882077	Pro Armor 84 cm - Combo LED Light Bar	P. 57
2883157	Pro Armor Wheel & Tire Set: Attack 2.0 & 5202	P. 64



RANGER XP 1000 /
RANGER 1000

WATERFOWL

2883265	Work Beacon LED Light	P. 27
2882711	Polaris Pro HD 2,041 kg Winch with Rapid Rope Recovery	P. 29
2882690	Front Hood Storage Rack	P. 38
2882177	LOCK & RIDE CargoMax System	P. 38

2883263	In-Cab Gun Mount	P. 49
2882076	Pro Armor 5x5 cm Cube - LED Spot Light (x2)	P. 56
2884271	Pro Armor Wheel & Tire Set: Mud XC & 4204	P. 64



RANGER XP 1000 /
RANGER 1000

CRAFTSMAN

2882711	Polaris Pro HD 2,041 kg Winch with Rapid Rope Recovery	P. 29
2882752	LOCK & RIDE Bed Extender/Divider	P. 38
2882751	Cargo Bed Mat	P. 40
2879354	LOCK & RIDE Chainsaw Mount	P. 40
2883279	LOCK & RIDE Storage Box	P. 41

2881533	LOCK & RIDE Tool Rack	P. 41
2882077	Pro Armor 84 cm - Combo LED Light Bar	P. 57
2882384	Wheel & Tire Set: Pro Armor Harvester & 4202	P. 64



COMPLETE LIGHTING WITH REQUIRED
LIGHT BAR HARNESSES

SEE P. 56

ROOFS

POLY FEATURES

- Water run-off
- Polaris PULSE plug and play
- Liner ready
- Lightweight

TO SHIELD AGAINST DRIVING RAIN OR THE BLISTERING SUN, a roof is the first must-have of the Polaris Engineered cab components. Choose from poly or steel, and get on your way with protective peace of mind.

POLY


Lightweight, durable and impact-resistant. A poly roof can take the abuse of a tough trail and still protect.

LINERS

Get a touch of premium comfort, reduce cab noise and hide wiring.
Included with Premium Poly Roofs.



PREMIUM FINISH AND QUIETER RIDE



SEALED COVERAGE



REDUCE STANDING WATER



EASY AND FAST INSTALLATION

POLARIS ENGINEERED ADVANTAGES

PREMIUM & SPORT ROOF FEATURES

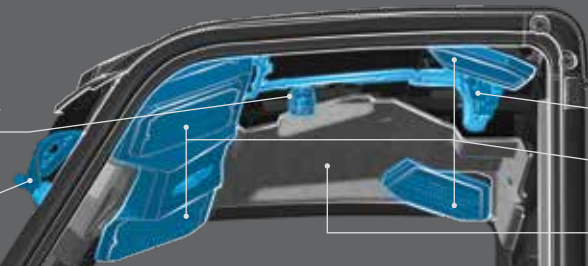
SEE AUDIO OPTIONS P.32



* PREMIUM AND SPORT FEATURES NOT AVAILABLE ON STEEL ROOFS

MULTI-FUNCTION LIGHT READY

WINDSHIELD WIPER & WASHER SYSTEM WIRING READY



POLARIS PULSE INTEGRATION

AUDIO READY

SOUND ABSORBING LINER

PREMIUM ROOF - POLY

- » POLARIS PURSUIT CAMO • 2882913
- » **TOP SELLER** BLACK • 2882912
- XP 1000 '17-22, 1000 '20-22
- INCLUDES ROOF LINER



SPORT ROOF - POLY **TOP SELLER**

- » BLACK • 2882911
- XP 1000 '17-22, 1000 '20-22




PREMIUM ROOF LINER

- » 2882914
- XP 1000 '17-22, 1000 '20-22
- WORKS WITH 2882911, 2882912, 2882913



PREMIUM ROOF CREW - POLY

- » POLARIS PURSUIT CAMO • 2883277
- CREW XP 1000 '19-22, CREW 1000 '20-22
- ROOF LINER INCLUDED WITH CAMO



SPORT ROOF CREW - POLY **TOP SELLER**

- » BLACK • 2883274
- CREW XP 1000 '19-22, CREW 1000 '20-22



PREMIUM ROOF LINER - CREW **TOP SELLER**

- » 2883457
- CREW XP 1000 '18-22, CREW 1000 '20-22



PLUG AND PLAY

ADD POWER TO PREMIUM & SPORT ROOFS P.44

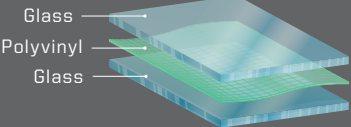
WINDSHIELDS

GLASS

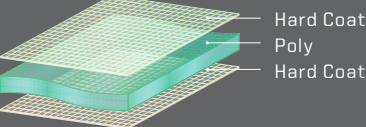
VS

POLY

- Superior optical clarity (automotive level)
- Scratch-resistant
- Curved to fit, seals tight
- Cold weather / heavy duty
- Wiper ready



- Lightweight, flexible, easy to store/remove
- Impact-resistant
- 360° seal keeps out rain and dust



LOCK & RIDE
EASY AND FAST
INSTALLATION



AIRTIGHT
GASKET SEAL



MULTI-FUNCTION
FEATURES

POLARIS ENGINEERED
ADVANTAGES

HARD COAT POLY | 30x MORE SCRATCH-RESISTANT



LOCK & RIDE
FULL WINDSHIELD VENTED -
HARD COAT POLY TOP SELLER

- Frameless design for maximum visibility
- Added vents for airflow on a hot day or defrosting on a cold day
- Requires Wiper Install Kit, 2207624

» 2883266
XP 1000 '17-22, CREW XP 1000 '18-22,
CREW 1000 '20-22, 1000 '20-22



LOCK & RIDE
FULL WINDSHIELD -
HARD COAT POLY TOP SELLER

- Frameless design for maximum visibility
- Requires Wiper Install Kit, 2207624

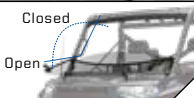
» 2883300
XP 1000 '17-22, CREW XP 1000 '18-22,
CREW 1000 '20-22, 1000 '20-22



FLIP-DOWN WINDSHIELD -
HARD COAT POLY TOP SELLER

- Two venting options: fully sealed, flip-down or remove upper half for some protection with maximum ventilation

» 2884139
XP 1000 '18-22, CREW XP 1000 '19-22,
CREW 1000 '20-22, 1000 '20-22



LOCK & RIDE
FULL WINDSHIELD - POLY TOP SELLER

- Frameless design for maximum visibility

» 2883278
XP 1000 '17-22, CREW XP 1000 '18-22,
CREW 1000 '20-22, 1000 '20-22



LOCK & RIDE
HALF WINDSHIELD - POLY TOP SELLER

- Deflects air flow from straight on, but still provides air flow in the cab

» 2883301
XP 1000 '17-22, CREW XP 1000 '18-22,
CREW 1000 '20-22, 1000 '20-22

ADD ALL-WEATHER VISIBILITY
WINDSHIELD WIPER
& WASHER SYSTEM
P. 26



HARD COAT POLY WINDSHIELD
WIPER & WASHER
MOUNTING BRACKET

- Required to use wiper on 2883266 or 2883300

» 2207624
XP 1000 '17-22, CREW XP 1000 '18-22,
CREW 1000 '20-22, 1000 '20-22



TIP-OUT FULL WINDSHIELD - GLASS

- Tip-out design offers three positions: open, closed and vented
- Gas shocks assist in easy opening and closing
- 360° gasket for reliable protection and comfort
- Scratch-resistant automotive-style curved glass

» 2889020
XP 1000 '18-22, CREW XP 1000 '19-22, CREW 1000 '20-22, 1000 '20-22



FULL GLASS WINDSHIELD - CLEAR

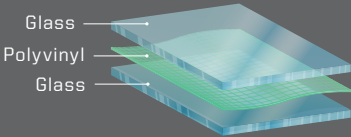
- Scratch-resistant, curved laminate safety glass
- Protects against wind, rain and other debris
- UV-blocking interlayer and 360° gasket seal

» 2889021
XP 1000 '18-22, CREW XP 1000 '19-22, CREW 1000 '20-22, 1000 '20-22



REDUCE IN-CAB DUST
SWIRL BY ADDING A
REAR PANEL
SEE P. 22

REAR PANELS




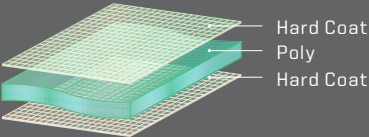
GLASS

- Superior optical clarity (automotive level)
- Scratch-resistant
- Curved to fit, seals tight
- Cold weather / heavy duty
- Wiper ready (windshield only)

VS

POLY

- Lightweight, flexible, easy to store/remove
- Impact-resistant
- Tight seal keeps out rain and dust



LOCK & RIDE
EASY AND FAST
INSTALLATION



**AIRTIGHT
GASKET SEAL**



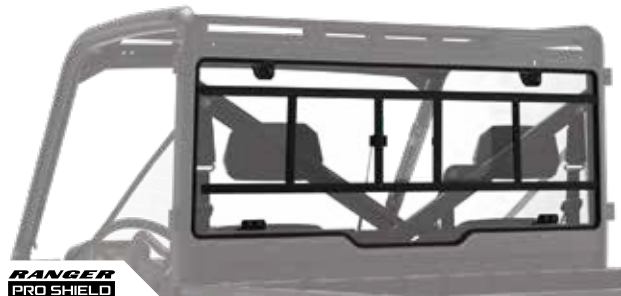
**VENTING
OPTIONS**

POLARIS ENGINEERED ADVANTAGES



**REDUCE IN-CAB DUST SWIRL
BY ADDING A REAR PANEL**
With a windshield and roof installed, turbulent air develops behind the cab. Add a rear panel to reduce dust intrusion from this swirl.

HARD COAT POLY | 30x MORE SCRATCH-RESISTANT



LOCK & RIDE
REAR PANEL - SLIDING GLASS

- Sliding window provides ventilation, cab comfort and access to cargo in rear box
- » 2879015
XP 1000 '17-22, CREW XP 1000 '18-22, CREW 1000 '20-22, 1000 '20-22



LOCK & RIDE
REAR PANEL - GLASS **TOP SELLER**

- » 2879013
XP 1000 '17-22, CREW XP 1000 '18-22, CREW 1000 '20-22, 1000 '20-22



LOCK & RIDE
REAR PANEL - POLY POLARIS PURSUIT CAMO

- Strong, thick polycarbonate provides outstanding impact and scratch resistance
 - Installs in contours of cab frame with 360° gasketing for outstanding protection, comfort, fit and finish
 - Dot matrix screen printing allows for rear visibility
- » 2883774
XP 1000 '17-22, CREW XP 1000 '18-22, CREW 1000 '20-22, 1000 '20-22



LOCK & RIDE
REAR PANEL - POLY - CLEAR **TOP SELLER**





- Strong, thick polycarbonate provides outstanding impact and scratch resistance
 - Installs in contours of cab frame with 360° gasketing for outstanding protection, comfort, fit and finish
- » 2883773
XP 1000 '17-22, CREW XP 1000 '18-22, CREW 1000 '20-22, 1000 '20-22

DOORS

THE BEST CAB COMPLETED

KEY FEATURES
























- RANGER PRO SHIELD CAB SYSTEM
- WINDOW TYPE / VENTILATION
- VISIBILITY
- STORAGE COMPARTMENT
- AUDIO-READY / SPEAKER MOUNT
- PREMIUM TPE LINER
- SPECIAL FEATURES

PREMIUM POLY DOORS			POLY DOORS		CANVAS DOORS
POWER WINDOW DOORS	MANUAL CRANK WINDOW DOORS	HALF DOORS	RANGER HUNTER DOORS	RANGER CLEARVIEW DOORS	ZIP WINDOW DOORS
					
GLASS / POWER	GLASS / MANUAL CRANK	NA / OPEN TOP	GLASS / HINGED	GLASS / HINGED	CLEAR POLY / ZIPPED
UPPER	UPPER	UPPER	UPPER	UPPER + LOWER	UPPER + PARTIAL LOWER
STANDARD	STANDARD	STANDARD			
STANDARD, PRE-WIRED	STANDARD				
STANDARD	STANDARD	STANDARD			
BUILT-IN FLOOR LIGHT, COLORED ACCENT PANELS AVAILABLE	COLORED ACCENT PANELS AVAILABLE	COLORED ACCENT PANELS AVAILABLE	DURABLE POLY CONSTRUCTION, POLARIS PURSUIT CAMO	DURABLE POLY CONSTRUCTION	AVAILABLE IN POLARIS PURSUIT CAMO
<ul style="list-style-type: none">The ultimate door offering power windows, switches mounted on the door and built-in floor light.	<ul style="list-style-type: none">A premium, door offering manual crank windows for airflow adjustment in the cab.	<ul style="list-style-type: none">Provides lower protection from the off-road with an open-air experience.	<ul style="list-style-type: none">Tough clear poly shell extends from the bottom of the door until it meets the upper-hinged glass window.Premium Polaris Pursuit Camo pattern offers extensive camo coverage.	<ul style="list-style-type: none">Deliver nearly uninterrupted visibility and maximum ambient lighting inside the cab.Tough clear poly shell extends from the bottom of the door until it meets the upper-hinged glass window.	<ul style="list-style-type: none">Lightweight, durable protection with adjustable zipper ventilation and see-through bottom panel.

Front and Rear Doors are required to complete a cab on CREW RANGER models. Premium Doors come with Gloss Black Exterior Door Accent Panels, images shown with optional Exterior Door Accent Panels.

FRONT DOORS (SET OF 2) XP 1000 '18-22, CREW XP 1000 '19-22, CREW 1000 '20-22, 1000 '20-22	 TOP SELLER Power Window Doors - Poly - Black 2884338 	 TOP SELLER Manual Crank Window Doors - Poly - Black 2882561 	 Half Doors - Poly 2882559	 RANGER Hunter Doors - Polaris Pursuit Camo 2883229 	 RANGER ClearView Doors 2882901 	 TOP SELLER Zip Window Doors - Canvas - Black 2882902  Zip Window Doors - Canvas - Polaris Pursuit Camo 2882903
	REAR DOORS (SET OF 2) CREW XP 1000 '19-22, CREW 1000 '20-22	 TOP SELLER Manual Crank Window Doors - Rear - Poly 2883437 	 Half Doors - Rear - Poly 2883438	 RANGER Hunter Doors - Rear - Polaris Pursuit Camo 2883633 	 RANGER ClearView Doors - Rear 2883632 	 Zip Window Doors - Rear - Canvas - Black 2883634

EXTERIOR DOOR ACCENT PANELS // Replace stock gloss black accent panels // Painted plastic and clear-coated for UV protection // Install easily with a single screw // Comes as a pair

FRONT REAR	 Solar Red 2883499-342	 Sunset Red Metallic 2882870-520 2883829-520	 Sand Metallic 2882870-555 2883829-555	 Sage Green 2883843-560	 Pearl White 2882870-566 2883829-566	 Suede Metallic 2882870-577	 Polaris Pursuit Camo 2882870-587 2883829-587	 Magnetic Gray 2882870-603	 Burgundy Metallic 2882870-629 2883829-629
FRONT REAR	 Matte Titanium 2882870-632 2883829-632	 Black Pearl 2882870-666 2883829-666	 Matte Sunset Red 2882870-669	 Matte Sagebrush Green 2882870-685 2883829-685	 Military Tan 2882870-686	 Matte Navy 2882870-726 2883829-726	 Orange Rust 2882870-750	 Maroon Metallic 2882870-754 2883829-754	 Black Cherry 2882870-756 2883829-756
FRONT REAR	 Steel Blue 2882870-765 2883829-765	 Ghost White Metallic 2882870-774 2883829-774	 Polaris Blue 2882870-795 2883829-795	 Stealth Gray 2882870-804 2883829-804	 Onyx Black 2882870-866				

REQUIRED POLARIS PULSE INSTALLATION ITEMS

- GET SUPERIOR PERFORMANCE AND OUR BEST SEAL with the RANGER Pro Shield Cab System door line
- 360° GASKET SEAL
- EASY TO CLEAN TPE LINER
- BUILT-IN STORAGE
- AUDIO-READY
- VENTILATION OPTIONS

CAB COMFORT & CONVENIENCE



8-VENT HEATER & DEFROST SYSTEM

- Easily control the climate inside your cab in any season
- Helps defrost windshields and keeps you warm or cool
- Heat and fan dash-mounted controls
- Manual vents

» **TOP SELLER** 2882753 **XP 1000 ONLY**
XP 1000 '18-22, CREW XP 1000 '19-22

» **TOP SELLER** 2884066 **1000 ONLY**
CREW 1000 '20-22, 1000 '20-22
NEED ADAPTER: 2884163 ON CREW 1000

» **CREW HEATER ADAPTER KIT** **1000 ONLY** 2884163
CREW 1000 '20-22



WINDSHIELD WIPER & WASHER SYSTEM

» 2883974
XP 1000 '18-22, CREW XP 1000 '19-22, CREW 1000 '20-22, 1000 '20-22
REQUIRES MOUNT KIT 2207624 FOR POLY WINDSHIELDS

HARD COAT POLY WINDSHIELD WIPER & WASHER SYSTEM MOUNTING BRACKET

» 2207624
XP 1000 '17-22, CREW XP 1000 '18-22, CREW 1000 '20-22, 1000 '20-22
REQUIRED TO USE WIPER ON 2883266 OR 2883300



FLOOR MATS - 3 SEAT

» 2882780 **XP 1000 ONLY**
XP 1000 '18-22, CREW XP 1000 '19-22
CREW: FITS FRONT SEATS ONLY

» 2884247 **1000 ONLY**
CREW 1000 '20-22, 1000 '20-22
CREW: FITS FRONT SEATS ONLY

NOISE REDUCTION SYSTEM

» 2883489
XP 1000 '18-22, CREW XP 1000 '19-22, 1000 '20-22, CREW 1000 '20-22
DESIGNED TO ATTACH TO THE REAR CLOSURE PANEL OF YOUR RANGER CAB, THE SOUND ABSORBING MATERIAL REDUCES UNWANTED NOISE FOR A QUIETER CAB

UNDER SEAT DRY STORAGE

» 2882910 **XP 1000 ONLY**
XP 1000 '18-22, CREW XP 1000 '19-22
WILL NOT WORK WITH SUBWOOFER 2882890 & 2884233



MULTI-FUNCTION CAB LIGHT

- LED dome light provides white, red, green and blue lighting options
 - Battery-operated. Recharges when the vehicle is on
 - Can be removed to use as a flashlight in and around your vehicle
- » 2882871
XP 1000 '18-22, CREW XP 1000 '19-22, CREW 1000 '20-22, 1000 '20-22
REQUIRES ROOF PULSE: 2882904
- Red light is great for reading maps
Green light is perfect for navigating in the dark
Blue light is ideal for night riding

REMOTE GARAGE DOOR OPENER BY HOMELINK

- HomeLink technology allows you to control up to two garage doors
- » 2882892
XP 1000 '18-22, CREW XP 1000 '19-22, CREW 1000 '20-22, 1000 '20-22



POLARIS RANGER XP FULL-SIZE SEATSAVER - SPLIT BENCH SEAT

- Covers the back and bottom of seat
- » POLARIS PURSUIT CAMO • 2883244-587
» CARHARTT BROWN • 2883244-218
» CARHARTT GRAVEL • 2883244-458
XP 1000 '18-21, CREW XP 1000 '19-21
CREW: FITS FRONT SEATS ONLY
NO REAR SEAT COVERS AVAILABLE



NEW SIDE VIEW MIRRORS

- Mounts on any RANGER vehicle that is equipped with doors
 - Fully adjustable to accommodate riders of all sizes and can fold in to prevent being struck
- » DOOR MOUNTED (shown) • 2889241
» ROPS-MOUNTED • 2889243
XP 1000 '18-22, CREW XP 1000 '19-22, CREW 1000 '20-22, 1000 '20-22



WORK BEACON LED LIGHT

- 15.2 mof illumination 360° around your vehicle
 - Ideal for plowing, hunting and nighttime utility work
 - Break-away construction protects the light in areas with tight clearance
 - Mounted to the vehicle on the rear of the ROPS
 - Easily hinge the light up during use and hinge it down when in transit
 - Add LED Headlights for more light
- » 2883265
XP 1000 '18-22, CREW XP 1000 '19-22, CREW 1000 '20-22, 1000 '20-22
REQUIRES LIGHT BAR HARNESS/EXTENSION 2883230 AND 2883854



LED HEADLIGHTS

- LED Headlights offer improved brightness and illumination vs stock halogen lights
 - Designed with styling specific to RANGER
- » 2889072
XP 1000 '18-22, CREW XP 1000 '19-22



REVERSE WARNING ALERT

» 2883246
XP 1000 '18-22, CREW XP 1000 '19-22, CREW 1000 '20-22, 1000 '20-22
AUTOMATICALLY ACTIVATED WHENEVER THE VEHICLE IS PUT IN REVERSE

HORN

» 2882764
XP 1000 '18-22, CREW XP 1000 '19-22, CREW 1000 '20-22, 1000 '20-22

LARGE REAR VIEW MIRROR

» 2879969
XP 1000 '17-22, CREW XP 1000 '18-22, CREW 1000 '20-22, 1000 '20-22



WIDE ANGLE REAR VIEW MIRROR

- Large 6.4 x 35.6 cm adjustable convex mirrored surface gives you a full-spectrum view

» 2881439
XP 1000 '17-22, CREW XP 1000 '18-22, CREW 1000 '20-22, 1000 '20-22



POLARIS PULSE Electrical System

With Polaris PULSE it's easy to add all your electrical accessories.
SEE P. 44 TO LEARN MORE

WINCHES

DEPENDABLE. TOUGH.
BUILT FOR THE OFF-ROAD.

A Polaris Engineered winch is designed to help you get the job done right, get you on your way faster and prepare you for the unexpected.

WHY POLARIS?

Polaris off-road vehicles are engineered with designated mounting points and wiring for seamless install of Polaris Engineered winches.



TESTED **1,200+**
PULLS AT MAX LOAD



BUILT TO WITHSTAND
-29° C TEMPERATURES



OPERATES **FULLY
SUBMERGED**



MILITARY
TESTED & APPROVED

UPGRADE YOUR CONTROLS

NEW
DASH WINCH SWITCH KIT

- Allows user to add a dash switch as an additional means to control winch
- Can be used with all winches and are compatible with other control methods (wireless/wired)

» 2889050
XP 1000 '18-22, CREW XP 1000 '19-22, CREW 1000 '20-22, 1000 '20-22

TOP SELLER

POWER CONTROLLER

- Control winch/plow hydraulics from shift knob
- » 2883247
XP 1000 '18-22, CREW XP 1000 '19-22, CREW 1000 '20-22, 1000 '20-22
REQUIRES WINCH ADAPTER 2884159 WHEN USING A WINCH FOR LIFTING DEVICE

WIRED REMOTE CONTROL

- Handle and socket both required

» REMOTE HANDLE • 4013466
» SOCKET • 4017102
WORKS WITH ALL MODELS

REPLACEMENT PARTS

SYNTHETIC ROPE

2,722 kg
» 2879188

2,041 kg
» 2879187



ADD A PLOW
P. 52

FEATURES & BENEFITS

ALL POLARIS ENGINEERED WINCHES COME WITH:

- ✓ INTEGRATED WIRING, MOUNT, PREASSEMBLED
- ✓ HOOK WITH STRAP
- ✓ CUT STEEL GEARS & SEALED DRIVETRAIN
- ✓ SEALED PERMANENT MAGNET MOTOR

RAPID ROPE RECOVERY

5X FASTER

Retrieve cable 5x as fast as standard mode on other Polaris winches. Get back to riding or complete your task quicker.

1. Set winch dial to N (Neutral) to manually pull the rope out and secure the hook to your anchor point
2. Set winch dial to L (Low) for maximum pulling power while winching your load
3. Set winch dial to H (High) for retrieving the rope 5x faster with Rapid Rope Recovery

AUTO STOP TECHNOLOGY

Auto Stop technology protects and extends the life of your winch by automatically stopping the winch at the end of pull to prevent over-spooling. While plowing, it prevents the plow frame from bending by stopping the winch once the plow has been lifted.

PREMIUM SYNTHETIC ROPE

With its lightweight, yet extremely strong, design and superior flexibility, this 50 ft long synthetic rope is easy to handle and can stand up to any tough job.

WIRELESS REMOTE

This convenient remote operates your Polaris winch wirelessly from within 50 ft of the vehicle. Operate your winch safely outside your vehicle while on the job site or trails.

MODEL	2,722 kg	2,041 kg	2,041 kg
XP 1000 '18-22 CREW XP 1000 '19-22 1000 '20-22 CREW 1000 '20-22 NON EPS RANGER 1000 REQUIRES FRONT BUMPER	TOP SELLER 2882710	TOP SELLER 2882711	TOP SELLER 2882714

PRO PRO HEAVY DUTY SERIES

TOP-OF-THE-LINE FEATURES

BEST FOR PLOWING, HEAVY-DUTY OUTDOOR CHORES & TRAIL RIDING



PRO PRO HEAVY DUTY SERIES

HD HEAVY DUTY SERIES

BUILT FOR THE OFF-ROAD

BEST FOR THE CASUAL OFF-ROAD RIDER



HD HEAVY DUTY SERIES



NOT AVAILABLE



ADD AUTO STOP UPGRADE
2884702
WORKS WITH 2882714
SYNTHETIC ROPE REQUIRED



ADD SYNTHETIC ROPE
2879187



ADD WIRELESS REMOTE
TOP SELLER 2883455
WORKS WITH 2882714

PROTECTION

PERFECT FOR: **INCREASED PROTECTION AROUND LIGHTING AND FENDERS**

STANDARD BRUSHGUARDS


HD BRUSHGUARDS

NEW


HIGH-MOUNTED FRONT BRUSHGUARD


FRONT BRUSHGUARD 1000 ONLY


FRONT



INSTALLS DIRECTLY TO STOCK BUMPER









4.4 cm DIAMETER STEEL TUBE CONSTRUCTION

REAR



CAN BE USED IN CONJUNCTION WITH A TOW HITCH



- Increased protection over stock bumper
- Offers a higher winch mounting position which allows for easier access when used in deep mud
- Not compatible with Polaris Plow Systems

» 2889271

XP 1000 '18-22, CREW XP 1000 '19-22, CREW 1000 '20-22, 1000 '20-22

REQUIRED TO INSTALL WINCH/PLOW ON NON EPS RANGER 1000

- Increased protection over stock bumper
- Sturdy stamped steel and tube construction
- Integrated mounting positions for plow and winch accessories

» 2889330

CREW 1000 '20-22, 1000 '20-22

REQUIRED TO INSTALL WINCH/PLOW ON NON EPS RANGER 1000

- To use Front Bumper with RIDE COMMAND and Front Camera, RIDE COMMAND Bumper Adapter (2207941) is required

» TOP SELLER FRONT • 2882531 » TOP SELLER REAR • 2882529

XP 1000 '18-22, CREW XP 1000 '19-22, CREW 1000 '20-22, 1000 '20-22

FRONT BRUSHGUARD DOES NOT FIT HIGH LIFTER MODELS

1000 NON-EPS VEHICLES REQUIRE FRONT BUMPER: 2884123

» RIDE COMMAND BUMPER ADAPTER • 2207941

FOR USE ON VEHICLES WITH RIDE COMMAND AND FRONT CAMERA

- Increased protection over stock bumper with integrated mounting locations for accessories and lights (sold separately) with a durable matte black finish
- Easy installation with included mounting hardware
- Additional 36" storage area for recovery equipment

» FRONT • 2885105 » REAR • 2884217

XP 1000 '18-22, CREW XP 1000 '19-22, CREW 1000 '20-22, 1000 '20-22

FRONT BRUSHGUARD DOES NOT FIT HIGH LIFTER MODELS

REAR: RECOMMENDED WITH RIGID OR PRO ARMOR POD LIGHTS FOR UPGRADED LIGHTING


NEW

HIGH-MOUNTED HD 4,500 LB. WINCH WINTER AVAILABILITY

- Provides outstanding performance and versatile pulling power
- The elevated mounting position allows for easier access when used in deep mud

» 2889272

XP 1000 '18-22, CREW XP 1000 '19-22, CREW 1000 '20-21, 1000 '20



ROCK GUARDS



3-SEAT



CREW

ROCK GUARD WITH STEP

- Reliable, hard-working protection for edges of vehicle
- Integrated step with boot scraper helps keep interior clean
- Mounts directly to the frame, instead of underneath, for maximum ground clearance
- Steel construction with black e-coat and durable black powder-coated finish

» TOP SELLER 3-SEAT • 2882530 » CREW • 2883398

XP 1000 '18-22, 1000 '20-22 CREW XP 1000 '19-22, CREW 1000 '20-22

A-ARMS




NEW

HIGH CLEARANCE A-ARMS

- Valuable, reliable protection for vital front suspension components exposed to the rigors of off-road environments
- Strong, durable, lightweight polyethylene construction withstands off-road impacts to protect the A-Arms

» FRONT • 2889269 » REAR • 2889270

XP 1000 '18-22, CREW XP 1000 '19-22, CREW 1000 '20-22, 1000 '20-22 XP 1000 '18-22, CREW XP 1000 '19-22, CREW 1000 '20-22, 1000 '20-22



HMW A-ARM GUARDS

- Strong, thick, durable, lightweight HMW (high molecular weight) polyethylene construction helps protect against off-road impacts
- Molded specifically for the RANGER XP 1000 & 1000 front suspension for a sure fit and low-profile presence
- Easy bolt-on design with mounting hardware included

» FRONT • 2882784 » REAR • 2882787

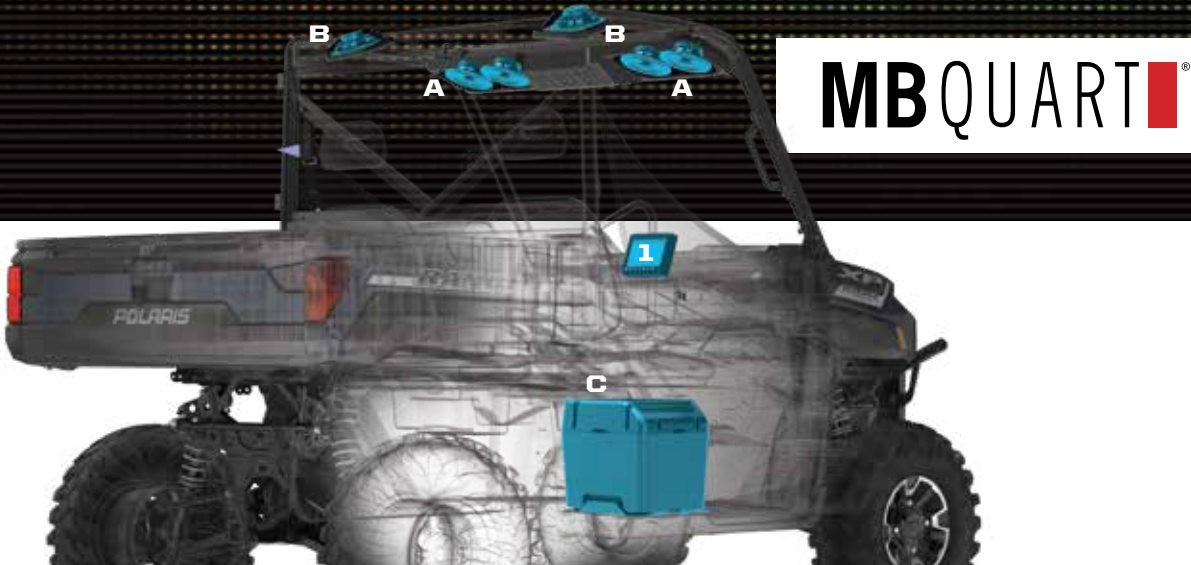
XP 1000 '18-22, CREW XP 1000 '19-22, CREW 1000 '20-22, 1000 '20-22 WILL NOT FIT ARCHED A-ARM MODELS XP 1000 '18-22, CREW XP 1000 '19-22, CREW 1000 '20-22, 1000 '20-22 WILL NOT FIT ARCHED A-ARM MODELS

AUDIO

BUILD YOUR AUDIO SYSTEM

OFF-ROAD GRADE AUDIO

MB Quart, combined with Polaris, engineers Off-Road Grade Audio equipment that's proven to deliver the loudest, crispest sound in the harshest conditions. Rain, snow, mud, heat, cold, dust—
ANY PLACE YOUR RANGER EXCELS, SO WILL YOUR AUDIO.



BUILD YOUR SOUND WITH RIDE COMMAND

STEP 1
ADD HEAD UNIT
7" DISPLAY POWERED BY RIDE COMMAND
2884072
SEE P. 42 FOR MORE INFORMATION

STEP 2
ADD MOUNT

NEW
2889309
XP 1000 '22, CREW XP 1000 '22,
CREW 1000 '22, 1000 '22
FOR NORTHSTAR AND ALL OTHER
MODELS WITHOUT 900 WATT

OR

NEW
2889310
XP 1000 '22, CREW XP 1000 '22,
CREW 1000 '22, 1000 '22
FOR 900 WATT STATOR

STEP 3 UPGRADE AUDIO BY ADDING VISOR OR DASH AUDIO

OPTION 1
VISOR AUDIO

A. OVERHEAD VISOR SPEAKERS
2882891
HARNESS REQUIRED
TOP SELLER 2882904
CREW MODELS REQUIRE
ADDITIONAL 2883231

B. REAR OVERHEAD SPEAKERS
TOP SELLER 2882876
XP 1000 '18-22, CREW XP 1000 '19-22,
CREW 1000 '20-22, 1000 '20-22

C. 25.4 cm MAXBOOST SUBWOOFER
2884233
XP 1000 '18-22, CREW XP 1000 '19-22
WITH 900 WATT STATOR

OPTION 2
DASH AUDIO

AUDIO DASH SPEAKERS
TOP SELLER 2883956
XP 1000 '19-22, CREW XP 1000 '19-22,
CREW 1000 '20-22, 1000 '20-22

B. REAR OVERHEAD SPEAKERS
TOP SELLER 2882876
XP 1000 '18-22, CREW XP 1000 '19-22,
CREW 1000 '20-22, 1000 '20-22

C. 25.4 cm MAXBOOST SUBWOOFER
2884233
XP 1000 '18-22, CREW XP 1000 '19-22
RANGER MODELS WITH RIDE COMMAND PACKAGE
REQUIRE 2883232 ADAPTER HARNESS

AUDIO DASH SPEAKERS INCLUDE BUILT-IN FOUR CHANNEL AMPLIFIER (40-WATTS) AND TWO OFF-ROAD GRADE 13.3 cm SPEAKERS

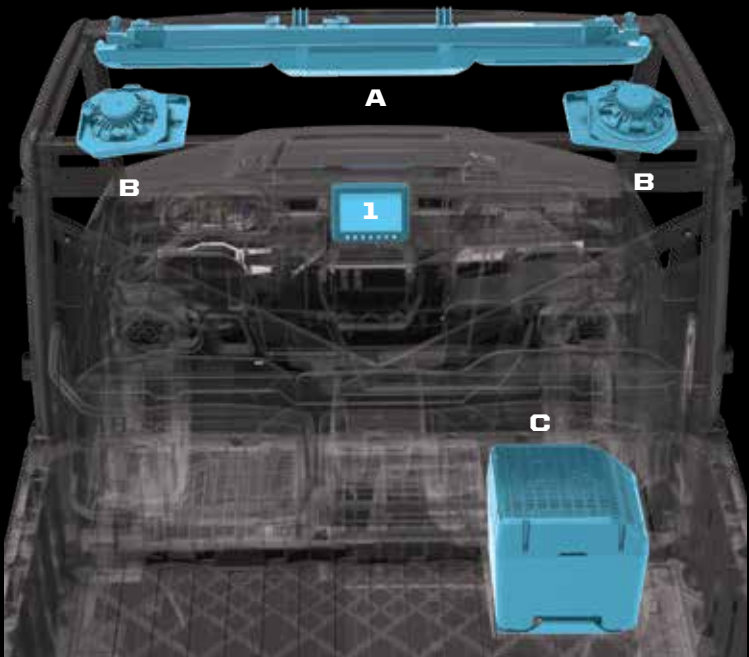
DOWNLOAD THE RIDE COMMAND MOBILE APP



AUDIO

BUILD YOUR AUDIO SYSTEM

OFF-ROAD GRADE AUDIO



1 CHOOSE A HEAD UNIT Control all aspects of your sound system. Choose what to listen to and how loud.

DASH STEREO



160 WATT, WATERPROOF AM/FM BLUETOOTH AUDIO SYSTEM TOP SELLER

- All-in-one solution for giving your vehicle a performance-ready sound system
- USB input, Bluetooth 4.0 compatible, Apple Control, AM/FM tuner
- Built-in four channel amplifier (40-watts x 4)
- Two off-road grade 13.3 cm speakers with titanium dome tweeters and polypropylene cones

» 2882750
XP 1000 '18-22, CREW XP 1000 '19-22, CREW 1000 '20-22, 1000 '20-22

USE AS IS OR
ADD ADDITIONAL SPEAKERS

VISOR STEREO



300 WATT AM/FM, BLUETOOTH AUDIO VISOR WITH FOUR 16.5 cm WATERPROOF SPEAKERS TOP SELLER

- One-step solution for off-road audio
- USB input, Bluetooth 4.0 compatible, Apple Control, AM/FM tuner
- 300-Watt four channel amplifier (75 watts x 4)
- Four 16.5 cm coaxial speakers with titanium dome tweeters and polypropylene cones
- Audio outputs to drive additional speakers
- Four Accessory knocks outs
- Polaris PULSE Electrical System

» 2882888
XP 1000 '18-22, CREW XP 1000 '19-22, CREW 1000 '20-22, 1000 '20-22
NOT COMPATIBLE WITH 7" DISPLAY POWERED BY RIDE COMMAND

COMES WITH OVERHEAD VISOR SPEAKERS (AT RIGHT)
USE AS IS OR ADD ADDITIONAL SPEAKERS

2 ADD SPEAKERS - MIX AND MATCH

Your RANGER is ready for work, but is it ready to entertain? From a simple two-speaker setup to a complete system - add speakers to BUILD IT YOUR WAY.

A VISOR SPEAKERS



STANDARD WITH VISOR STEREO

300 WATT OVERHEAD AUDIO VISOR SPEAKERS

- Built-in 300-Watt amplifier (75-watt x 4 channels)
- Four 16.5 cm speakers located in the overhead
- Waterproof system for reliable power and sound quality

» 2882891
XP 1000 '18-22, CREW XP 1000 '19-22, CREW 1000 '20-22, 1000 '20-22

B OVERHEAD SPEAKERS



REAR OVERHEAD SPEAKERS TOP SELLER

- Two 16.5 cm rear roof mounted speakers with titanium dome tweeters and polypropylene cones
- Easy install
- Waterproof system for reliable power and sound quality

» 2882876
XP 1000 '18-22, CREW XP 1000 '19-22, CREW 1000 '20-22, 1000 '20-22

C SUBWOOFER



MAX BOOST 25.4 CM 250 WATT SUBWOOFER XP 1000 ONLY

- Built-in 250-watt amplifier powering 25.4 cm waterproof subwoofer
- Fits RANGER XP 1000 with flip-up passenger seat

» 2882890
XP 1000 '18-22, CREW XP 1000 '19-22
NOT COMPATIBLE WITH 7" DISPLAY POWERED BY RIDE COMMAND, WILL NOT FIT WITH 2882910 STORAGE INSTALLED

3 MAKE IT WORK

VISOR STEREO HEAD UNIT

VISOR SPEAKERS

POLARIS PULSE ROOF 6

- Required with Visor Stereo (2882888)
- Required to add Visor Speakers (2882891)

» TOP SELLER 2882904
XP 1000 '18-22, CREW XP 1000 '19-22, CREW 1000 '20-22, 1000 '20-22

CREW MODELS

CREW EXTENSION

- Required for all Crew models where Polaris PULSE Roof 6 Harness (2882904) is required

» 2883231
CREW XP 1000 '19-22, CREW 1000 '20-22

NEW GEOFENCING KIT 1000 ONLY

- Keep vehicle operators safe by quickly setting and controlling ride boundaries such as speed limits within and outside the geofenced area
- Ensure operators are riding at the appropriate speed for their experience and terrain by setting a max speed from your RIDE COMMAND app
- Activate passcode protection and to have full control of who and when the vehicle is being operated

» 2884779
CREW 1000 '20-22, 1000 '20-22

STORAGE



RHINO-RACK®

BRING IT ALL. BRING IT ON.

From opposite sides of the globe, the most capable machines in the off-road world meet a trusted outdoor adventure brand to deliver industry-exclusive, purpose-built roof racks, bed racks and accessories to help Polaris RANGER users have more fun and get more done. Increase storage capacity so you can go where you want with everything you need, organized to succeed.



MAXIMIZE YOUR RIDE

For decades, Rhino-Rack has built some of the world's highest quality racks, accessories and mounts for the widest variety of uses and conditions. So whether you use your machine for hard work, hunting, fishing, and more, you can bring it all — and bring it on!



BUILD THE ULTIMATE UTILITY VEHICLE

Transform your vehicle for work, play or anything in between with durable and easy-to-use roof and bed racks, load securing accessories and the latest in carrier technology.



BUILT FOR THE LONG HAUL

Rhino-Rack designs and builds award-winning racks, accessories and mounts to endure the most extreme uses and conditions.

PICK YOUR RACK



NEW REAR BED RACK / 3-SEAT ROOF RACK

- Can be used as Bed Rack or Roof Rack on 3-Seat models, depending on which mount is purchased. Bed Rack only on Crew models.

- Bed Rack and Roof Rack can be used together if both mounts are purchased

» 2889236
XP 1000 '18-22, 1000 '20-22



NEW ROOF RACK - CREW

» 2889237
CREW XP 1000 '19-22, CREW 1000 '20-22

PICK YOUR MOUNT



NEW REAR BED RACK MOUNT FALL AVAILABILITY

» 2889235
XP 1000 '18-22, 1000 '20-22, CREW XP 1000 '19-22, CREW 1000 '20-22



NEW ROOF RACK MOUNT

» 3-SEAT • 2889233
XP 1000 '18-22, 1000 '20-22

» CREW • 2889234
CREW XP 1000 '19-22, CREW 1000 '20-22

ACCESSORIZE IT



NEW GUN MOUNTING BRACKET

- Bracket used to mount Kolpin Stronghold Gun Boots to Rhino-Rack systems when paired with Auto-Latch Mount (2884106), sold separately


» 2889327
XP 1000 '18-22, CREW XP 1000 '19-22, CREW 1000 '20-22, 1000 '20-22



NEW EYELET TIE-DOWNS

- Includes one set and hardware (straps not included) and attaches in multiple places on the platform to use as additional tie-down points
- Anti-corrosive galvanized steel for heavy-duty strength and long life


» 2889527
XP 1000 '18-22, CREW XP 1000 '19-22, CREW 1000 '20-22, 1000 '20-22



NEW MULTI-PURPOSE TOOL HOLDER

- Carry and protect tools, paddles, and more during your ride
- Ratchet-locking mechanism for quick release with rubber inserts to secure accessories into place

» 2889528
XP 1000 '18-22, CREW XP 1000 '19-22, CREW 1000 '20-22, 1000 '20-22



NEW SPARE TIRE HOLDER

- Transport your spare tire outside your vehicle
- Easily mounts to your Rhino-Rack Rear Bed Rack

» 2889529
XP 1000 '18-22, CREW XP 1000 '19-22, CREW 1000 '20-22, 1000 '20-22



NEW TRACTION BOARD MOUNT

- Strong, durable mount is easy to attach to the Rhino-Rack platform
- Traction board not included

» 2889530
XP 1000 '18-22, CREW XP 1000 '19-22, CREW 1000 '20-22, 1000 '20-22



NEW CARGO CORNER BRACKET

- Bring your Polaris Northstar cooler along while saving space inside your vehicle
- Unique anti-rotation nut for maximum cargo security

» 2889531
XP 1000 '18-22, CREW XP 1000 '19-22, CREW 1000 '20-22, 1000 '20-22



NEW HIGH-LIFTING JACK MOUNT

- Installs simply and quickly with durable brackets
- Rugged, non-corrosive powder-coated steel stands up to the harshest conditions


» 2889533
XP 1000 '18-22, CREW XP 1000 '19-22, CREW 1000 '20-22, 1000 '20-22

STORAGE



LOCK & RIDE

Exclusive to Polaris, Lock & Ride accessories let you quickly change from one task to another with hundreds of options.



WITH THE FLIP OF A LEVER, LOCK & RIDE PLUNGERS USE OUTWARD PRESSURE TO EXPAND FOR A SECURE FIT.



CARGO BED REAR WINCH



- Assists lifting heavy objects like hay bales or big game up into rear cargo bed
- 136 kg winch mounts high on rear cab frame
- Equipped with 4.6 m of premium synthetic rope

» 2884215

XP 1000 '18-22, CREW XP 1000 '19-22, CREW 1000 '20-22, 1000 '20-22
REQUIRES ROOF PULSE: 2882904



LOCK & RIDE FRONT BRUSHGUARD STORAGE RACK

- Allows extra storage space in front of your vehicle
- Accommodates a Polaris Northstar 28 L Cooler or similar sized items
- Attaches and removes easily
- Mounts to existing plow mounting points

» 2883971

XP 1000 '18-22, CREW XP 1000 '19-22, CREW 1000 '20-22, 1000 '20-22



LOCK & RIDE TIP-DOWN HEADACHE RACK

TOP SELLER

- Rack tips down for additional storage solutions with space below and multiple tie-down points
- Lightweight and heavy-duty rack protects the cab of your RANGER and lets you haul even more

» 2881531

XP 1000 '17-22, CREW XP 1000 '18-22, CREW 1000 '20-22, 1000 '20-22



LOCK & RIDE CARGOMAX SYSTEM

- Comes standard with a support bar that ties the two sides together for a sturdy cargo hold
- Designed to attach to the Lock & Ride Tip-Down Headache Rack for additional support and three-sided containment
- Adjustable utility hooks provide more options for hanging tools, cords or gear

» 2882177

XP 1000 '17-22, CREW XP 1000 '18-22, CREW 1000 '20-22, 1000 '20-22



LOCK & RIDE BED EXTENDER/DIVIDER

- Extend or divide the cargo box
- Installs in any location in the box
- Multiple tie-down points available to secure cargo

» 2882752

XP 1000 '18-22, CREW XP 1000 '19-22, CREW 1000 '20-22, 1000 '20-22



LOCK & RIDE TONNEAU COVER

- Protects items stored in cargo bed from the elements
- HDPE construction on steel sub-frame can support up to 45.4 kg on top of cover
- Molded storage area for Polaris Northstar 28 L Cooler
- Convenient hinged middle panel for easy access
- Easy installation with Lock & Ride

» 2884218

XP 1000 '18-22, CREW XP 1000 '19-22, CREW 1000 '20-22, 1000 '20-22



FRONT HOOD STORAGE RACK

- Front curve helps keep cargo in place when traveling
- Provides additional protection
- Fully integrated pivots to gain under-hood access
- Requires Bumper Adapter 2207941 when used with 7" Display powered by RIDE COMMAND

» 2882690

XP 1000 '18-22, CREW XP 1000 '19-22, CREW 1000 '20-22, 1000 '20-22
DOES NOT FIT WITH BUMPER 2882531, REQUIRES 2207941 TO WORK WITH FRONT CAMERA



CANVAS STORAGE - CREW

- Attaches easily to the rear of the front seat in your crew vehicle
- Provides storage pockets for a variety of items, ensuring they're always within reach

» 2889268

CREW XP 1000 '18-22, CREW '20-22

75+ COMBINATIONS TO MAKE IT YOUR OWN

With a full line of Lock & Ride accessories, you can haul more and do more. Use the chart below to see what combinations work together.

POLARIS RANGER STORAGE MATRIX XP 1000 / 1000 570 FULL-SIZE	LOCK & RIDE Tip-Down Headache Rack TOP SELLER	LOCK & RIDE CargoMax System	LOCK & RIDE Bed Extender/Divider	LOCK & RIDE Storage Box	LOCK & RIDE Tool Rack	LOCK & RIDE Chainsaw Mount	LOCK & RIDE 60 Gallon Boomless Utility Sprayer	Cargo Bed Rear Winch	LOCK & RIDE Front Brushguard Storage Rack	LOCK & RIDE Tonneau Cover	Cargo Bed Mat	NEW RHINO-RACK Roof Rack - 3-Seat	NEW RHINO-RACK Bed Rack - 3-Seat & Crew	NEW RHINO-RACK Roof Rack - Crew
LOCK & RIDE Tip-Down Headache Rack TOP SELLER 2881531		✓	✓	✓		✓	✓		✓		✓	✓		✓
LOCK & RIDE CargoMax System 2882177	✓			✓ ²					✓		✓	✓		✓
LOCK & RIDE Bed Extender/Divider 2882752	✓			✓	✓	✓		✓	✓		✓	✓		✓
LOCK & RIDE Storage Box 2883279	✓	✓ ¹	✓		✓	✓		✓	✓		✓	✓		✓
LOCK & RIDE Tool Rack 2881533			✓	✓		✓		✓	✓		✓	✓		✓
LOCK & RIDE Chainsaw Mount 2879354	✓		✓	✓	✓		✓	✓	✓		✓	✓		✓
LOCK & RIDE 60 Gallon Boomless Utility Sprayer 2879799	✓					✓		✓	✓		✓	✓		✓
Cargo Bed Rear Winch 2884215			✓	✓	✓	✓	✓		✓			✓		✓
LOCK & RIDE Front Brushguard Storage Rack 2883971	✓	✓	✓	✓	✓	✓	✓	✓		✓	✓	✓	✓	✓
LOCK & RIDE Tonneau Cover 2884218									✓		✓	✓		✓
Cargo Bed Mat 2882751	✓	✓	✓	✓	✓	✓	✓	✓	✓	✓		✓	✓	✓
RHINO-RACK NEW Roof Rack - 3-Seat 2889236	✓	✓	✓	✓	✓	✓	✓	✓	✓	✓	✓		✓	
RHINO-RACK NEW Bed Rack - 3-Seat & Crew 2889236									✓		✓	✓		✓
RHINO-RACK NEW Roof Rack - Crew 2889237	✓	✓	✓	✓	✓	✓	✓	✓	✓	✓	✓	✓	✓	

¹ Storage box at front of cargo box if not used with Tip-down Headache Rack

² Storage box at front of cargo box

LOCK & RIDE QUICKSTRAP

- The quickest and most secure way to mount Polaris accessories
- Sold as a pair

» 2882187

ALL COOLERS, RANGER CARGO BOXES



TOP SELLER
LOCK & RIDE D-RINGS

- The most versatile Lock & Ride accessory - add as many as you need to secure your cargo with bungee cords or straps

» 2881545

ALL RANGER CARGO BOXES



3.8 cm x 4.6 m
2495 kg RATCHET STRAP

- Heavy-duty webbing
 - 2,495 kg Maximum Load / Working Load
 - 2 Pack
- » 2884031

5.1 cm x 6.1 m
4536 kg RATCHET STRAP

- Heavy-duty webbing
 - 4,536 kg Maximum Load / 1,497 kg Working Load
 - Floating D-Rings and Double J-Hooks
- » 2884032

STORAGE

LOCK & RIDE
CHAINSAW MOUNT

- Can be secured to the outside of the bed wall so your chainsaw is within reach at all times
- » 2879354
- XP 1000 '17-22, CREW XP 1000 '18-22, CREW 1000 '20-22, 1000 '20-22



LOCK & RIDE
227 L BOOMLESS UTILITY SPRAYER

- » 2879799
- XP 1000 '17-22, CREW XP 1000 '18-22, CREW 1000 '20-22, 1000 '20-22



BED ESSENTIALS

FIRE EXTINGUISHER
HOLDER

- Only holds a 8.3 cm diameter extinguisher
 - Quick release strap allows for easy use
- » 2882158
- XP 1000 '17-22, CREW XP 1000 '18-22, CREW 1000 '20-22, 1000 '20-22



RIDE & REPAIR
ESSENTIALS KIT

- » 2881207
- XP 1000 '17-22, CREW XP 1000 '18-22, CREW 1000 '20-22, 1000 '20-22



ELECTRONIC CARGO
BOX LIFT

- » 2884141
- XP 1000 '18-22, CREW XP 1000 '19-22, CREW 1000 '20-22, 1000 '20-22



CARGO BED MAT

- Non-slip surface to better secure loads and keep cargo bed clean
- » 2882751
- XP 1000 '18-22, CREW XP 1000 '19-22, CREW 1000 '20-22, 1000 '20-22



TASK-SPECIFIC
TOOLS

LOCK & RIDE
TOOL RACK

- Attach on the inside or outside of the cargo bed
- » 2881533
- XP 1000 '17-22, CREW XP 1000 '18-22, CREW 1000 '20-22, 1000 '20-22



ORGANIZE
& PROTECT

LOCK & RIDE
STORAGE BOX

- Enough room to store all the tools you need to get the job done
 - Internal organizational dividers keep gear from rolling around
 - Easily detaches from vehicle
- » 2883279
- XP 1000 '17-22, CREW XP 1000 '18-22, CREW 1000 '20-22, 1000 '20-22



TOW & HAUL



TRAILER BALLS

- » 5 cm WITH 1.9 cm SHANK
2877603
- » 4.8 cm WITH 1.9 cm SHANK
2877602



5 cm BALL MOUNT

- » 5 cm RECEIVER
2875320



3:1 HITCHES

- » 5 cm × 5 cm RECEIVER
2830522
- ALL RANGER MODELS
- » 3 cm × 3 cm RECEIVER
2830523
- ALL RANGER MODELS



- » 4.8 cm REPLACEMENT BALL
2830524
- ALL RANGER MODELS


DO MORE:



COOLERS
P. 46



HUNT
P. 48



COLD WEATHER
P. 50



LIGHTING
P. 56

CONNECTED TECHNOLOGY

POLARIS RIDECOMMAND



PLAN. TRACK. SHARE. CONNECT.

PLAN YOUR RIDE

Plan an epic ride with stops along the way, customize and adjust your path to maximize your route or follow turn-by-turn directions. You can even share your planned route with friends.

WAYPOINTS

Follow user-defined locations to keep track of important locations like hunting stands or blinds, food plots, needed maintenance around the farm or ranch, and so much more.

INDUSTRY'S ONLY PLOW MODE

Allows for quicker snow removal with an adjusting plow position. When gear is in low, the plow automatically drops. When put in reverse, the plow automatically lifts.

BACK UP TO A TRAILER

The back-up camera now makes it easier and faster than ever to hook up a trailer, and automatically turns on when put in reverse.

AVAILABLE ON RIDE COMMAND MODELS & AS AN ACCESSORY 7" DISPLAY POWERED BY RIDE COMMAND



- **Bright, 7" touchscreen** visible in all conditions
- **GPS Navigation & Pre-Loaded Maps**
Available offline on the in-dash display so you always know where you are.
- **Route Planning**
Add points of interest and waypoints to make the most of your off-road adventure.
- **Group Ride**
"Follow the Leader" lets you set and follow the group leader on your display. Group Ride Messaging, lets you send messages to your group with or without a cellular signal.
- **Camera Integration**
Navigate with full view of your surroundings. Use the integrated rear camera to see others behind you while riding.
- **Personalized Audio Experience**
Seamlessly pair your display via Bluetooth to wirelessly stream music and stay connected with call and text alerts.
- **Configurable Gauges**
Customize your ride experience with elevation, travel direction, fuel level and more to create relevant screens for you.
- **Plow Mode**
Included on XP 1000 '18-20 and CREW XP 1000 '19-20 models (see P. 50 for details).

» 2884072
XP 1000 '19-22, CREW XP 1000 '19-22, CREW 1000 '20-22, 1000 '20-22
SPEAKERS NOT INCLUDED. MUST CHOOSE AUDIO PACKAGE FOR AUDIO OUTPUT.

NEW RIDE COMMAND INSTALL MOUNT



- Necessary mount for your 7" Display Powered by RIDE COMMAND
- Seamless fit and finish
- Includes necessary wiring harness and reverse camera kits

» 2889309
XP 1000 '22, CREW XP 1000 '22, CREW 1000 '22, 1000 '22
FOR NORTHSTAR AND ALL OTHER MODELS WITHOUT 900 WATT

» 2889310
XP 1000 '22, CREW XP 1000 '22, CREW 1000 '22, 1000 '22
FOR 900 WATT STATOR

» 2889163 **FALL AVAILABILITY**
SP 570 '22

COMMON

3-SEAT & CREW /
2-SEAT & CREW

CONNECTED
TECHNOLOGY

ELECTRICAL
ACCESSORIES

COOLERS

HUNT

COLD WEATHER

PLOWS

LIGHTING

WHEELS & TIRES



ELECTRICAL ACCESSORIES

Polaris PULSE is a revolutionary way to provide additional power locations on your vehicle, and makes adding electrical accessories a snap. Electrical accessories are easier to install on the roof, with designated routing areas and plug and play connections.

Look for  to identify Polaris Pulse ready accessories.



ADD ELECTRICAL SYSTEM ACCESSORIES IN 4 EASY STEPS

STEP 1

CHOOSE A POLARIS PULSE READY ROOF	XP 1000/ 1000	CREW XP 1000/1000	SP 570	CREW SP 570
Premium Roof - Poly - Polaris Pursuit Camo	2882913	2883277	N/A	
Premium Roof - Poly - Black	2882912	N/A	N/A	
Sport Roof - Poly - Black	2882911	2883274	2885077	2885078

STEP 2

ADD THE POLARIS PULSE ROOF 6	XP 1000/ 1000	CREW XP 1000/1000	SP 570	CREW SP 570
Polaris PULSE Roof 6	2882904			
Polaris PULSE Wiring Harness - Crew Extension	N/A		2889185	

STEP 3 ADD ACCESSORIES*

POWER WINDOW DOORS	XP 1000/ 1000	CREW XP 1000/1000	SP 570	CREW SP 570
Power Window Doors - Poly - Black	2884338		N/A	
Polaris PULSE Wiring Harness - Crew Extension	N/A	2883231	N/A	

WINDSHIELD WIPER & WASHER SYSTEM	XP 1000/ 1000	CREW XP 1000/1000	SP 570	CREW SP 570
Windshield Wiper & Washer System	2883974		2885083	
Polaris PULSE Wiring Harness - Crew Extension	N/A	2883231	2889185	

AUDIO: VISOR AUDIO + REAR SPEAKERS	XP 1000/ 1000	CREW XP 1000/1000	SP 570	CREW SP 570
300 Watt AM/FM, Bluetooth Audio Visor with Four 16.5 cm Waterproof Speakers	2882888		N/A	
Rear Overhead Speakers	2882876		N/A	
Polaris PULSE Wiring Harness - Crew Extension	N/A	2883231	N/A	

AUDIO: DASH RADIO & VISOR SPEAKERS	XP 1000/ 1000	CREW XP 1000/1000	SP 570	CREW SP 570
160 Watt, Waterproof AM/FM Bluetooth Audio System	2882750		N/A	
300 Watt Overhead Audio Visor Speakers	2882891		N/A	
JBL Dash Audio Kit	N/A		2885081	
Polaris PULSE Wiring Harness - Crew Extension	N/A	2883231	2889185	

MULTI-FUNCTION DOME LIGHT	XP 1000/ 1000	CREW XP 1000/1000	SP 570	CREW SP 570
Multi-Function Cab Light (Front) †	2882871		2889159	
Polaris PULSE Wiring Harness - Crew Extension	N/A	2883231	2889185	

*Add accessories to models without 7" Display Powered by RIDE COMMAND
†To add a Multi-Function Dome Light for rear passengers, add an additional 2882871

STEP 4 FINISHING TOUCH

CONCEAL WIRING FOR A FINISHED, COMFORTABLE LOOK	XP 1000/ 1000	CREW XP 1000/1000	SP 570	CREW SP 570
Premium Roof Liner	2882914	2883457	2885093	2885094

THE FOLLOWING ACCESSORIES EASILY PLUG INTO THE FACTORY INSTALLED POLARIS PULSE UNDER THE HOOD:

	XP 1000/1000	SP 570
8-Vent Heater & Defrost System	P. 26	P. 74
Horn	P. 27	P. 74
Plow Controller	P. 28	P. 75
160 Watt, Waterproof AM/FM Bluetooth Audio System	P. 32	P. 74
Light Bars	P. 56	P. 56



POLARIS PULSE UNDERHOOD BUS BAR - 6 POSITION 1000 ONLY

• If upgrading to more than three accessories attaching to the underhood PULSE location, replace 3-Position Bus Bar with the Polaris PULSE Underhood Bus Bar - 6 Position

» 2884183
CREW 1000 '20-22, 1000 '20-22

POLARIS FRONT PULSE BAR AND HARNESS

• This kit is required to install any electrical accessories on a base RANGER SP 570

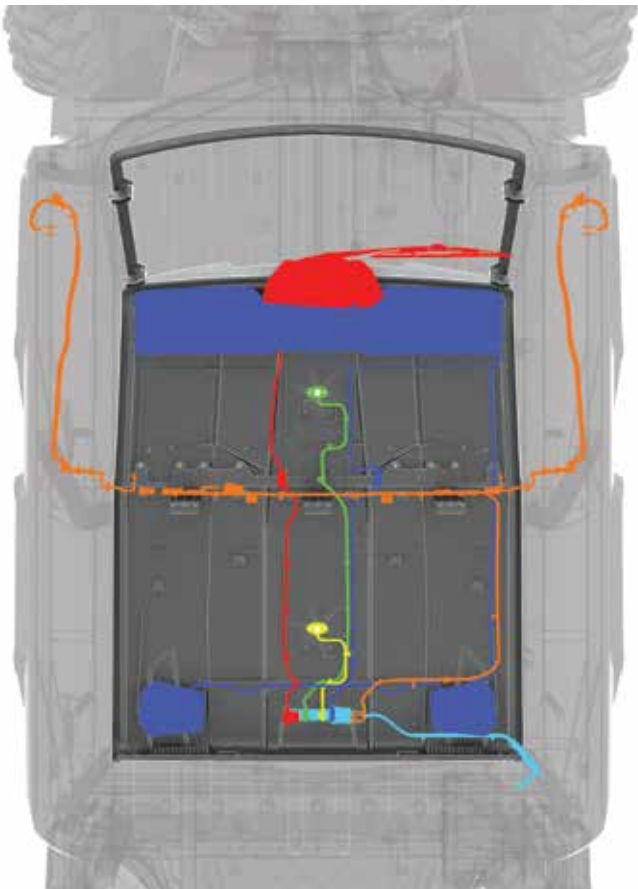
» 2889185
SP 570 '22

POLARIS PULSE BATTERY TENDER ADAPTER

• Connects your BatteryMINDER or trickle charger to your vehicle

» 2884297
XP 1000 '18-21, CREW XP 1000 '19-22, CREW 1000 '20-22, 1000 '20-22, SP 570 '22, CREW SP 570 '22

POLARIS PULSE READY ROOF WIRING EXAMPLE



CREW XP 1000 POLARIS PULSE WIRING SHOWN



EASILY ADD LIGHTING

With Polaris PULSE it's easy to add RIGID and Pro Armor lighting to your RANGER. All LED Light bars listed on P. 56-57 are Polaris PULSE ready, making installation that much easier.

POLARIS PULSE LIGHT BAR WIRING LOCATIONS

FRONT BUMPER // ROOF - FRONT MOUNTED // ROOF - REAR MOUNTED // *CREW ROOF - REAR MOUNTED

*Requires Extension

RANGER XP 1000 / 1000	RANGER SP 570
1 LIGHT WITH 1 SWITCH	
<small>TOP SELLER</small> Polaris PULSE Wiring Harness - 1 LED Light Bar • 2883230	Polaris PULSE Wiring Harness - 1 LED Light Bar • 2889161
2 LIGHTS WITH 1 SWITCH	
<small>TOP SELLER</small> Polaris PULSE Wiring Harness - 1 LED Light Bar • 2883230 Y-Harness • 2879860	N/A
2 LIGHTS WITH 2 SWITCHES	
<small>TOP SELLER</small> Polaris PULSE Wiring Harness - 1 LED Light Bar • 2883230	Polaris PULSE Wiring Harness - 1 LED Light Bar • 2889161
<small>TOP SELLER</small> Polaris PULSE Wiring Harness - 1 LED Light Bar • 2883230	Polaris PULSE Wiring Harness - 1 LED Light Bar • 2889161
EXTENSIONS FOR CREW	
Polaris PULSE Wiring Harness - 1 LED Light Bar - Crew Extension 2883231	N/A

KEEP IT
ICE COLD

28, 57 & 99
LITER FEATURES



ComfortCarry
Handles



TravelLock
System



EasyOut
Drain System



NoSlip
Rubber Feet



PolarWall
Insulation



IceLock
Seal



99 LITER

» GRAPHITE • 2883426
» DESERT • 2883392



57 LITER

» GRAPHITE • 2883425
» DESERT • 2881259



28 LITER

» GRAPHITE • 2883424
» DESERT • 2881315



14 LITER

» GRAPHITE • 2883968



NEW
19 LITER SOFT-SIDED COOLER

» 2889285

ESSENTIAL ACCESSORIES SO YOUR COOLER WORKS AS HARD AS YOU DO

COOLER ACCESSORIES				DON'T FORGET THESE ACCESSORIES		
	WIRE BASKET	2883648	2882185	2882438		
	DIVIDERS Doubles as cutting board	2883468 COMES WITH ONE DIVIDER 1 way to partition	2882184 COMES WITH TWO DIVIDERS 2 ways to partition	2882186 COMES WITH ONE DIVIDER 1 way to partition		
 	SEAT CUSHION	NOT AVAILABLE	2882179	2882507		
	WHEELS	2883967	2882180	NOT AVAILABLE		

GRIZZLY TESTED.
POLARIS APPROVED.



This cooler is IGBC-approved, meaning it withstands the power expended by a typical grizzly bear if it was trying to get inside.

Seriously, there are experts who know what a grizzly is capable of doing, and they certify our coolers can take it.



PROTECTING YOUR ESSENTIAL GEAR SINCE 1943

KOLPIN STRONGHOLD SYSTEM

Polaris is proud to partner with Kolpin Outdoors, an industry leader in off-road accessories and the premier name in gun boots and mounts. If you need to secure a firearm while riding, simply attach the auto-latch mount and choose your Gun Boot.

IDEAL FOR SECURE TRANSPORT OF SCOPED RIFLES AND SHOTGUNS

STEP 1 CHOOSE YOUR MOUNT



LOCK & RIDE[®] KOLPIN STRONGHOLD AUTO-LATCH DOUBLE BOOT MOUNT

- Precision angle adjustable for a custom fit
- Provides a quick and secure attachment point

» DOUBLE BOOT MOUNT • 2883970
» SINGLE BOOT MOUNT • 2884106



NEW RHINO-RACK - GUN BOOT MOUNT

- Bracket used to mount Kolpin Stronghold Gun Boots to Rhino-Rack systems when paired with Auto-Latch Mount (2884106), sold separately

» 2889337
XP 1000 '18-22, CREW XP 1000 '19-22, CREW 1000 '20-22, 1000 '20-22
REQUIRES AUTO-LATCH MOUNT 2884106 TO MOUNT TO VEHICLE
SEE P. 36 FOR MORE RHINO-RACK PRODUCTS

STEP 2 CHOOSE YOUR BOOTS



KOLPIN STRONGHOLD GUN BOOT XL

- Lockable and TSA approved
- Includes padded, zippered internal protective liner
- 132 cm L x 9.5 cm W x 26.7 cm H

» 2882036
REQUIRES AUTO-LATCH MOUNT 2883970 OR 2884106 TO MOUNT TO VEHICLE

KOLPIN STRONGHOLD GUN BOOT L

- 132 cm L x 12 cm W x 23.5 cm H

» 2882426
REQUIRES AUTO-LATCH MOUNT 2883970 OR 2884106 TO MOUNT TO VEHICLE

CARGO BED REAR WINCH

- Assists lifting heavy objects like hay bales or big game up into rear cargo bed
- 136 kg winch mounts high on rear cab frame
- Equipped with 4.6 m of premium synthetic rope

» 2884215
XP 1000 '18-22, CREW XP 1000 '19-22, CREW 1000 '20-22, 1000 '20-22



LOCK & RIDE[®] GUN RACK 6

- Adjustable to store guns at an angle or vertical (shown at angle)
- Holds six rifles or shotguns securely with soft rubber v-grips
- Stock is secured in place with a soft molded rubber inlay along the bottom of the rack
- Rack can be adjusted into three positions based on firearm height

» 2882159
XP 1000 '17-22, CREW XP 1000 '18-22, CREW 570 FULL SIZE '18-22, CREW 1000 '20-22, 570 FULL SIZE '17-22, 1000 '20-22



IN-CAB GUN MOUNT

- Gives you instant gun access in the field
- Mounts securely to the floor and adjusts up to 45° forward
- Robust, molded gun butt holder at base
- Quick-release barrel straps
- Easily removable
- Accommodates scope-equipped rifles

» 2883263
XP 1000 '18-22, CREW XP 1000 '19-22, CREW 1000 '20-22, 1000 '20-22
NORTHSTAR EDITION REQUIRES 2208023 HWD KIT TO INSTALL ON THE 2019 AND NEWER MODELS



POLARIS PURSUIT CAMO SxS FIELD COVER

- Full-coverage camo print cover hides your side-by-side while in the field
- Lightweight material protects your RANGER from inclement weather

» 2882160
XP 1000 '18-22, EV '11-22, 570 FULL SIZE '17-22, 570 '14-21, SP 570 '22, 500 '11-22, 1000 '20-22

KOLPIN RHINO GRIPS IDEAL FOR CARRYING RIFLES, SHOTGUNS, BOWS AND CROSSBOWS



LOCK & RIDE[®] RHINO GRIP PRO

» 2884107
ALL RANGER MODELS (EXCEPT 150 EFI)



LOCK & RIDE[®] RATCHETING RHINO GRIP

» 2881575
ALL RANGER MODELS (EXCEPT 150 EFI)



LOCK & RIDE[®] RHINO GRIP XLR

» 2881574
ALL RANGER MODELS (EXCEPT 150 EFI)



LOCK & RIDE[®] RHINO GRIP XLR DOUBLES

» 2889166
ALL RANGER MODELS (EXCEPT 150 EFI)



RHINO GRIP PRO REPLACEMENT RUBBER STRAPS (2)

» 2884109
RHINO GRIP PRO



RHINO GRIP XLR REPLACEMENT RUBBER STRAPS (2)

» 2889204
RHINO GRIP XL

Never transport a loaded firearm. Verify firearm is unloaded prior to mounting. Please refer to local laws and regulations regarding the requirements for the legal transport of firearms.

COLD WEATHER

GET READY FOR WINTER
WITH PLOWS AND TRACKS.
SEE P. 52 FOR PLOW DETAILS

POLARIS PLOW MODE

EXCLUSIVE TO RANGER XP 1000
RIDE COMMAND FOR 2020-2022

7" DISPLAY POWERED
BY RIDE COMMAND

» 2884072

XP 1000 '19-22, CREW XP 1000 '19-22,
CREW 1000 '20-22, 1000 '20-22

SEE
P. 42

Plow mode functionality does not control hydraulic lift and angle



PLOW IS AUTOMATICALLY LOWERED
WHEN SHIFTING INTO LOW



PLOW IS AUTOMATICALLY RAISED WHEN
SHIFTING INTO REVERSE



BACK DRAG MODE ALLOWS FOR PULLING
SNOW AWAY FROM BUILDINGS



PROSPECTOR PRO TRACK MOUNT KIT

• Install this track system mounting hardware in place of tires and wheels.
Tracks sold separately.

» 2889425

XP 1000 '21-22, CREW XP 1000 '21, CREW 1000
'20-22, 1000 '21-22. FITS MODELS WITH NON-
HIGH CLEARANCE A-ARMS

» 2889426

XP 1000 '21-22, CREW XP 1000 '21-22. FITS
MODELS WITH HIGH CLEARANCE A-ARMS

» 2882783

XP 1000 '18-21, CREW XP 1000 '19-21,
CREW 1000 '20-21, 1000 '20-21

» 2880071

CREW 570-4 '15-21, 570 '14-21, 500 '17-22

» 2889196

SP 570 '22

PROSPECTOR PRO TRACK

» 2880758

570 '14-21 WITH EPS, CREW 570 '14-21 WITH EPS,
SP 570 '22, CREW SP 570 '22

» 2880757

CREW 570-4 '14-21, 570 '14-21, 500 '17-22

If using Glacier Pro Plow System with tracks, Track Plow Extension is required (2889267)

For year-round use, Polaris recommends the use of Intake Update Kit (2880673) on any RANGER XP 1000 '17, RANGER XP 1000
CREW '14-18 with tracks installed. To keep intake system working optimally, this kit pre-filters out fine snow and dust.

POLARIS-SPECIFIC GEARING PROVIDES 1:1 RATIO TO:

- Minimize track slip, providing better climbing
ability and improved traction in deep snow
- Improve top speed over prior models by
approximately 5%
- Reduce operating RPM for a quieter ride
- Improve driveline durability, which allows vehicle
to run at a lower RPM, decreasing engine wear

New front dual stabilizer
for improved stability



Polaris Exclusive optimized hub geometry that
minimizes feedback and eases steering effort

Lightweight design provides for better flotation, eases
steering effort, and provides better vehicle control

Otter®



FEATURES

- Fits 1-2 people
- 2.46 square meter
- Set up dimensions:
170.2 L x 151.1 W x 199.4 H cm
- Cover included
- 2 top sealable vents
- Front entry door with dual coil zippers
- 2 sewn-in TPU crack resistant windows
- Insulated corners for complete coverage
- Interior draft skirt with extra-long perimeter

POLARIS RANGER COMPATIBLE MODELS



XP 1000 '15-22, CREW XP 1000 '16-22,
CREW 1000 '20-22, 1000 '20-22



CREW 570 FULL SIZE '18-22,
570 FULL SIZE '17-22

LOCK & RIDE

**Polaris XT
Pro Lodge**
by *Otter*

» 2882199

VEHICLE WITH TRACKS
WILL REDUCE SITTING
SPACE IN HOUSE SLIGHTLY



LOCK & RIDE Easy On & Off




Room for Ice Fishing Gear



Seating not included

Comfortable Fishing for 2

EASY SET UP



OUTER SHELL

Provides outstanding wind
and light blocking capabilities

INNER LINING

The full thermal quilted inner
shell provides higher lofting
while locking in heat and virtually
eliminating condensation



LIGHTWEIGHT

Oversized square tube aluminum
frame with anodized receiver tubes
and ultra-glide operation



"The full-thermal Otter Ice House from Polaris sets up in minutes, is
spacious enough for two anglers to fish in comfort and stows quickly
on the back of your RANGER. It is the premium shelter solution for ice
anglers that rely on their Polaris RANGER for mobility out on the ice."

- James Holst, InDepth Outdoors

Otter is a registered trademark of Otter Outdoors, LLC

REAR 27" TIRE CHAINS

- Improve traction in deep snow and icy terrain
- Designed to fit on the 11" wide rear tires of the RANGER XP 1000

» 2889242



PRO HD

PLOW SYSTEM

HYDRAULIC CONTROL FOR EXTREME SNOW REMOVAL

A robust frame and tough blades, combined with a convenient hydraulic angle system, allow your Glacier Pro HD to move serious snow while you remain comfortable. Thanks to Lock & Ride technology, the Pro HD comes standard with a convenient kickstand attachment to the plow frame, giving you the easiest attachment.

XP 1000/1000 PLOW SYSTEMS (REQUIRES WINCH, SOLD SEPARATELY)

Choose a Glacier Pro HD Plow System, designed to help you get the most out of your RANGER during snowy months. Select a system based on your plowing needs with premium add-ons including a hydraulic lift system or additional plow accessories.

NEW GLACIER PRO HD PLOW SYSTEM WITH HYDRAULICS & ACCESSORIES

- System includes:
- Frame (2883255)
 - 183 cm Poly Plow (2879317)
 - Hydraulic Angle (2885103)
 - Hydraulic Controllor (2883247)
 - Plow Markers (2872726)
 - Back Drag Bar (2889329)
 - Plow Extensions (2889328)

» 3880002
XP 1000 '18-22, CREW XP 1000 '19-22, CREW 1000 '20-22, 1000 '20-22
REQUIRES LIFT METHOD: SEE WINCHES

NEW GLACIER PRO HD PLOW SYSTEM WITH HYDRAULICS

- System includes:
- Frame (2883255)
 - 183 cm Poly Plow (2879317)
 - Hydraulic Angle (2885103)
 - Hydraulic Controllor (2883247)
 - Plow Markers (2872726)

» 3880003
XP 1000 '18-22, CREW XP 1000 '19-22, CREW 1000 '20-22, 1000 '20-22
REQUIRES LIFT METHOD: SEE WINCHES

NEW GLACIER PRO HD PLOW SYSTEM

- System includes:
- Frame (2883255)
 - 183 cm Steel Plow (2879874)

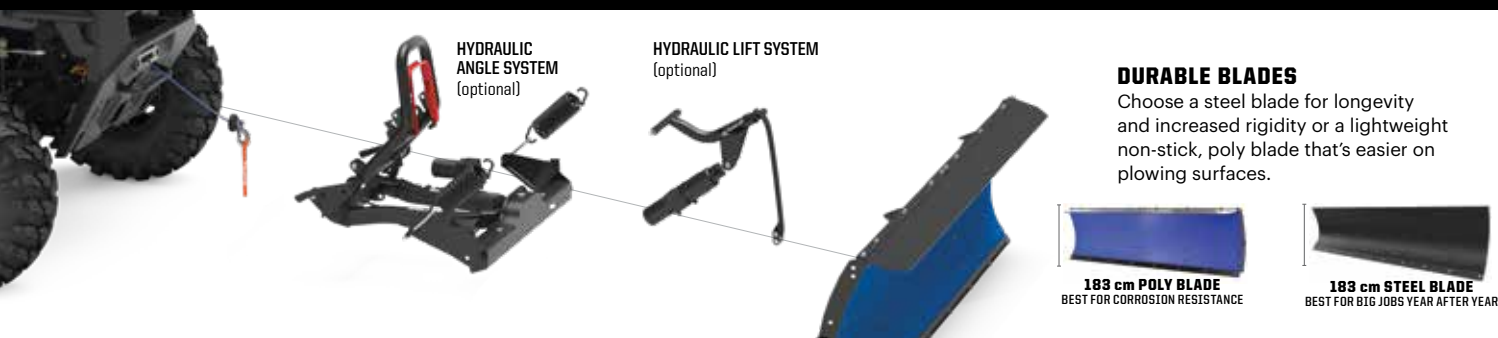
» 3880004
XP 1000 '18-22, CREW XP 1000 '19-22, CREW 1000 '20-22, 1000 '20-22
REQUIRES LIFT METHOD: SEE WINCHES

BUILD YOUR XP 1000/1000 PLOW SYSTEM

» 183 cm Blades

» Choice of poly or steel

» Hydraulic lift & angle system option



BUILD YOUR PLOW SYSTEM	STEP 1 SELECT A MOUNT	STEP 2 SELECT A FRAME	STEP 3 SELECT PLOW CONFIGURATION		STEP 4 SELECT A BLADE
MODELS	MOUNT	FRAME	HYDRAULICS	WINCHES	BLADES
XP 1000 '18-22 CREW XP 1000 '19-22 1000 '20-22 CREW 1000 '20-22	Not Required Integrated into Factory Bumper NON EPS RANGER 1000 REQUIRES FRONT BUMPER	NEW 2889308 <small>FALL AVAILABILITY</small> Track Extension 2879871 Replacement T Shear Pin 2204829 Glacier Pro HD Kickstand System 2207382	Hydraulic Lift System 2883410 Glacier Pro HD Plow Hydraulic Angle System 2885103 <small>TOP SELLER</small> Power Controller Required for hydraulic components 2883247	Polaris Pro HD 2,722 kg Winch 2882710 <small>TOP SELLER</small> Polaris Pro HD 2,041 kg Winch 2882711 Power Controller Winch Adapter 2884159	183 cm Poly 2879317 <small>TOP SELLER</small> 183 cm Steel 2879874

SELECT ACCESSORIES

PLOW BLADE SNOW DEFLECTOR

- » 183 cm • 2858541
- » 168 cm • 2879866
- » 152 cm • 2871808

HEAVY-DUTY SNOW PLOW DEFLECTOR

- » 183 cm • 2884160

QUICK RELEASE SKID SHOES

- Helps prevent blade wear
- Hardened steel for industrial strength
- » 2205223

COIL SPRING SPACER

- Keep the front end of the vehicle up and improve ride quality when using a plow on strut or A-Arm vehicles
- » 2872655

NEW WINTER AVAILABILITY GLACIER 6" PLOW EXTENSIONS

- 6" steel plow extensions that attach to the side of 66" and 72" Glacier Pro HD plows
- » 2889328

WEAR BARS

- Protect your plow blade and minimize wear on the actual blade
- » 183 cm • 2204976
- » 168 cm • 2879867
- » 152 cm • 2877243
- » HD 183 cm • 2879875
- » HD • 2879868

NEW PLOW BACK DRAG BAR

- Has a hinged, rear facing cutting edge that improves back dragging performance and allows the bar to float when plowing forward to reduce wear and tear
- » 2889329

QUICK RELEASE SKID SHOES

- Helps prevent blade wear
- Hardened steel for industrial strength
- » 2208864

PLOW MARKER

- Helps driver monitor plow blade position
- Sold in pairs
- » 2872726

PLOW LINK


- » 2204974

BUILD YOUR SP 570/570/500/570 FULL-SIZE PLOW SYSTEM

» 183 cm or 168 cm Blades

» Choice of poly or steel

» Hydraulic angle system option



BUILD YOUR PLOW SYSTEM	STEP 1 SELECT A MOUNT	STEP 2 SELECT A FRAME	STEP 3 SELECT PLOW CONFIGURATION		STEP 4 SELECT A BLADE
MODELS	MOUNT	FRAME	HYDRAULICS	WINCH	BLADES
570 FULL-SIZE '16-22 CREW 570 FULL-SIZE '16-22 500 '10-22 570/CREW 570 '10-21 LI-ION EV & EV '15-22	2880261	<small>TOP SELLER</small> 2880260 Track Extension 2880267 Replacement Shear Pin 2205527	Glacier Pro HD Plow Hydraulic Angle System 2885104 Power Controller 2879227 NO SHIFTER TO MOUNT CONTROLLER ON EV REQUIRED FOR HYDRAULIC COMPONENTS	Polaris Pro HD 2,041 kg Winch 2882238 Polaris Pro HD 2,041 kg Winch 2885096 <small>FALL AVAILABILITY</small>	<small>TOP SELLER</small> 183 cm Steel 2880270 168 cm Poly 2880269 <small>TOP SELLER</small> Steel 2880268

POLARIS SP 570 PLOW SYSTEMS (REQUIRES WINCH, SOLD SEPARATELY)

NEW GLACIER PRO HD PLOW SYSTEM WITH HYDRAULICS

- System includes:
- Frame (2880260)
 - 183 cm Steel Plow (2880270)
 - Hydraulic Angle (2885104)
 - Hydraulic Controllor (2889162)
 - Plow Markers (2872726)

» 3880006
SP 570 '22 & CREW SP 570 '22
REQUIRES LIFT METHOD: SEE WINCHES

NEW GLACIER PRO HD PLOW SYSTEM (NON BASE MODELS)

- System includes:
- Frame (2880260)
 - 188 cm Poly Plow (2880269)

» 3880007
SP 570 '22 & CREW SP 570 '22
REQUIRES LIFT METHOD: SEE WINCHES AND HYDRAULIC LIFT OPTION

NEW GLACIER PRO HD PLOW SYSTEM (BASE MODELS ONLY)

- System includes:
- Mount (2880261)
 - Frame (2880260)
 - 188 cm Poly Plow (2880269)

» 3880008
SP 570 '22 & CREW SP 570 '22
REQUIRES LIFT METHOD: SEE WINCHES AND HYDRAULIC LIFT OPTION

BUILD A PLOW SYSTEM

CHOOSE A PLOW SYSTEM

COMMON

3-SEAT & CREW / 2-SEAT & CREW

CONNECTED TECHNOLOGY

ELECTRICAL ACCESSORIES

COOLERS

HUNT

COLD WEATHER

PLOWS

LIGHTING

WHEELS & TIRES



GLACIER[®] HD

PLOW SYSTEM

MAKE QUICK WORK OF

THE SMALLER JOBS

Move some snow with the sturdy and capable Glacier HD plow system, and discover why a major snowfall can be the highlight of your week. With a robust frame, beefy poly and steel blade options, convenient Lock & Ride mounting and dismounting and amazing value, Glacier HD is a great choice in the dead of winter.




3-SEAT & CREW

» 183 cm or 168 cm Blades

» Choice of poly or steel

» Manual angle system standard

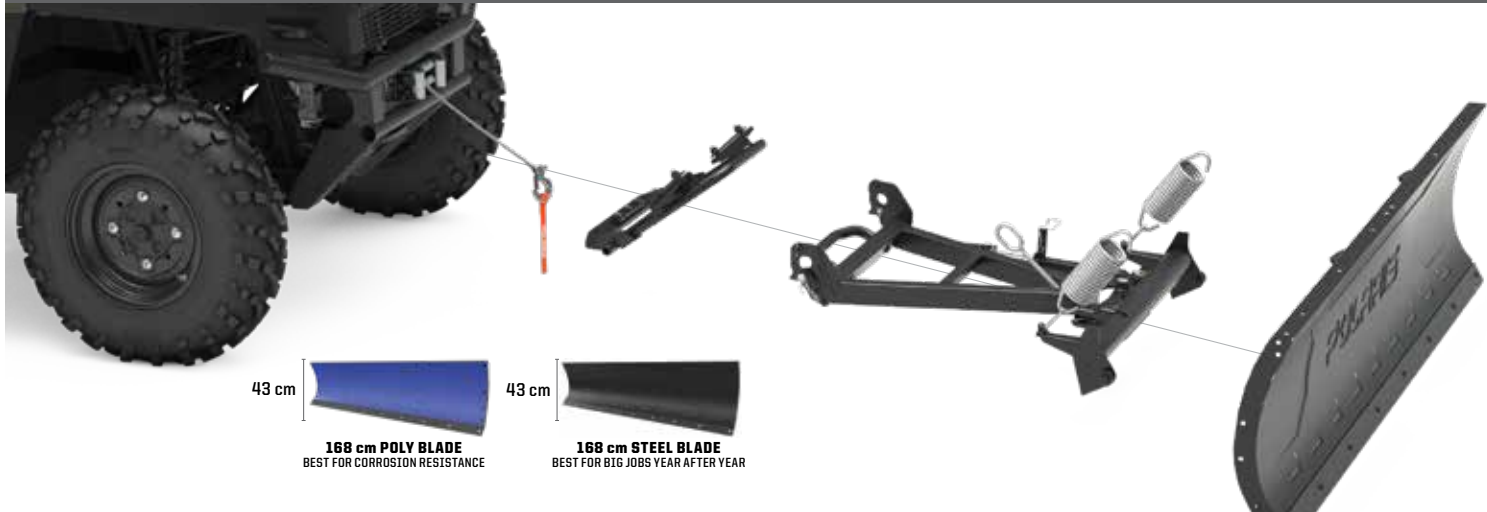


BLADE MATERIAL
Durable poly and steel blades are designed to push more. Choose a steel blade for longevity and increased rigidity or a lightweight non-stick, poly blade that's easier on plowing surfaces.

2-SEAT & CREW 570 FULL-SIZE & CREW

» 168 cm Blades

» Choice of poly or steel



BUILD A PLOW SYSTEM				
	STEP 1 SELECT A MOUNT	STEP 2 SELECT A FRAME	STEP 3 SELECT A LIFT METHOD	STEP 4 SELECT A BLADE
MODELS	MOUNT	FRAME	WINCHES	BLADES
XP 1000 '18-22 CREW XP 1000 '19-22 1000 '20-22 CREW 1000 '20-22 NOT COMPATIBLE WITH 29" OR LARGER TIRES	Not Required Integrated into Factory Brushguard NON EPS RANGER 1000 REQUIRES FRONT BUMPER	NEW 2889307 FALL AVAILABILITY Replacement Shear Pin 2205527	TOP SELLER Polaris HD 2,041 kg Winch 2882714 3880005 XP 1000 '18-22, CREW XP 1000 '19-22, CREW 1000 '20-22, 1000 '20-22 REQUIRES LIFT METHOD: SEE WINCHES AND HYDRAULIC LIFT OPTION	183 cm Steel 2880270 168 cm Poly 2880269 TOP SELLER 168 cm Steel 2880268

NEW
GLACIER HD PLOW SYSTEM

System includes:

- Frame (2882927)
- 183 cm Steel Plow (2880270)

» 3880005
XP 1000 '18-22, CREW XP 1000 '19-22, CREW 1000 '20-22, 1000 '20-22
REQUIRES LIFT METHOD: SEE WINCHES AND HYDRAULIC LIFT OPTION

BUILD A PLOW SYSTEM				
	STEP 1 SELECT A MOUNT	STEP 2 SELECT A FRAME	STEP 3 SELECT A LIFT METHOD	STEP 4 SELECT A BLADE
MODELS	MOUNT	FRAME	WINCHES	BLADES
570 FULL-SIZE '16-22 CREW 570 FULL-SIZE '16-22 500/ETX '10-22 570/CREW 570 '10-21 LI-ION EV & EV '15-22	2879105	NEW 2889307 FALL AVAILABILITY Replacement Shear Pin 2205527	TOP SELLER Polaris HD 1,588 kg Winch 2881669 Polaris Pro HD 2,041 kg Winch 2885096 FALL AVAILABILITY NOT REQUIRED ON PREMIUM AND NORTHSTAR EDITION MODELS	168 cm Poly 2880269 TOP SELLER 168 cm Steel 2880268

NEW
GLACIER HD PLOW SYSTEM

System includes:

- Frame (2882927)
- 188 cm Steel Plow (2880268)

» 3880009
SP 570 '22 & CREW SP 570 '22
REQUIRES LIFT METHOD: SEE WINCHES

SELECT ACCESSORIES

WEAR BARS

- Protect your plow blade and minimize wear on the actual blade

» 183 cm • 2204976
» 168 cm • 2879867
» 152 cm • 2877243
» HD 183 cm • 2879875
» HD 168 cm • 2879868

PLOW BLADE SNOW DEFLECTOR

» 183 cm • 2858541
» 168 cm • 2879866
» 152 cm • 2871808

HEAVY-DUTY SNOW PLOW DEFLECTOR

» 183 cm • 2884160

QUICK RELEASE SKID SHOES

- Helps prevent blade wear
- Hardened steel for industrial strength

» 2208864

COIL SPRING SPACER

- Keep the front end of the vehicle up and improve ride quality when using a plow on strut or A-Arm vehicles

» 2872655

QUICK RELEASE SKID SHOES

- Helps prevent blade wear
- Hardened steel for industrial strength

» 2208864

PLOW MARKER

- Helps driver monitor plow blade position
- Sold in pairs

» 2872726

GLACIER PLOW LINK

» 2204974

COMMON

3-SEAT & CREW / 2-SEAT & CREW

CONNECTED TECHNOLOGY

ELECTRICAL ACCESSORIES

COOLERS

HUNT

COLD WEATHER

PLOWING

LIGHTING

WHEELS & TIRES

KNOW YOUR TERRAIN



- Tread patterns optimized for extreme traction
- Ideal for both hard pack and loose trail



- Flexible "grippy" tread
- Aggressive side bite



- Provides traction and durability
- Built to perform in hard sand, jagged rocks or any other extreme terrain



- Extra deep treads
- Self-cleaning lugs



- Paddles provide traction and durability in soft sand
- Built to float on top of sand



- Triple-belted sidewalls to resist puncture
- Purpose-built, long lasting tread patterns



- Handles extreme cold
- Holds shape and provides traction

SUPERIOR PERFORMANCE & DURABILITY

WAYS TO SHOP WHEELS & TIRES



LIFELONG PERFORMANCE

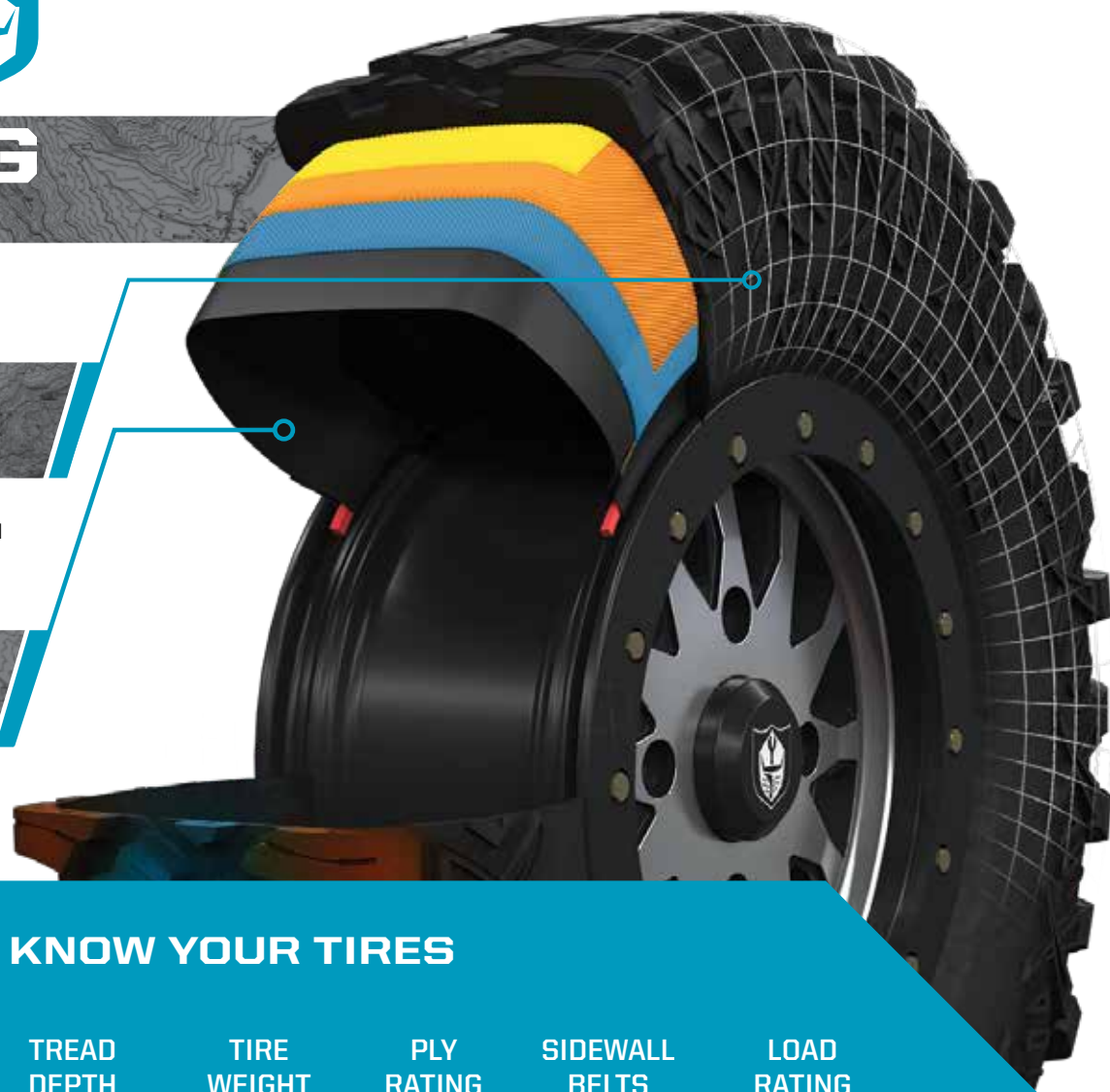
- Every tire is designed and constructed with longevity in mind
- 3,000+ mile rated (4,828 kilometers)

PREMIUM PROTECTION

- Pro Armor makes tires with extra protection exactly where it's needed most – the sidewall
- Triple-belted sidewalls keep your tires more resistant so you can keep going

TOUGH TIRES

- Higher ply ratings mean added protection
- Pro Armor builds 8 or 10-ply rated tires for higher puncture-resistance



KNOW YOUR TIRES

DIMENSIONS			TREAD DEPTH	TIRE WEIGHT	PLY RATING	SIDEWALL BELTS	LOAD RATING
TIRE HEIGHT	TIRE WIDTH	WHEEL DIAMETER					
32" x 9"	R15	FRONT/REAR	30 mm	18 kg	10	3	499 kg
Part Number			TREAD DEPTH Deeper treads have more grip in all conditions	TIRE WEIGHT A lighter tire makes for improved vehicle performance	PLY RATING Indicates tire puncture-resistance	SIDEWALL BELTS Increase your resistance to sidewall punctures	LOAD RATING How much weight can the tire handle
USAGE Where can you use the tire							

TIRES BY SIZE

26"	27"	28"	29"
PRESERVE	PRESERVE	HARVESTER	HD-K
HARVESTER	HARVESTER	CRAWLER XR	MUD XC
XD-K	MUD XC	CRAWLER XG	DUAL-THREAT
DUAL-THREAT		ATTACK 2.0	
ATTACK			

TIRES BY TERRAIN

TRAIL	ROCK	DESERT	MUD	UTILITY	SNOW
HARVESTER	CRAWLER XR	CRAWLER XR	MUD XC	HARVESTER	HARVESTER
PRESERVE	CRAWLER XG	CRAWLER XG		PRESERVE	XD-K
XD-K	DUAL-THREAT	ATTACK		XD-K	ATTACK
CRAWLER XR		ATTACK 2.0		HD-K	ATTACK 2.0
CRAWLER XG		DUAL-THREAT			HD-K
MUD XC					
ATTACK					
ATTACK 2.0					
DUAL-THREAT					
HD-K					

WHEELS BY SIZE

14"	15"
40-SERIES (7 TIRE OPTIONS)	50-SERIES (2 TIRE OPTIONS)
4201	5201
4202	5202
4203 BEADLOCK	5203 BEADLOCK
4204	5204
4205	5301 BEADLOCK
4301 BEADLOCK	
HD DUAL BEADLOCK	

KNOW YOUR WHEELS

STEP 1: SELECT YOUR SERIES
4 = 40-SERIES 5 = 50-SERIES

STEP 2: CHOOSE YOUR LOAD RATING
1 = <362.9 kg 2 = 363 - 589.7 kg 3 = 590 - 726 kg

STEP 3: PICK YOUR STYLE
OFFSET / BEADLOCK / COLOR
INCREASE OFFSET FROM STOCK = NARROWER STANCE
DECREASE OFFSET FROM STOCK = WIDER STANCE

COMMON

3-SEAT & CREW / 2-SEAT & CREW

CONNECTED TECHNOLOGY

ELECTRICAL ACCESSORIES

Coolers

HUNT

COLD WEATHER

PLANS

LIGHTING

WHEELS & TIRES

TIRES

THE RIGHT TIRES

FOR WORK. Pro Armor Utility Tires are built to provide exactly what you need for your application. Looking for a high-kilometer work horse? We've got it. How about a turf-friendly tire with low-impact? We've got those too. Wanting the most extreme puncture resistance? Check.

"We use our RANGER every day around the farm. We put the Pro Armor HARVESTER Tires on last fall and love them! We have received better traction as well as a gentler and quieter ride compared to the stock tires, whether around the yard or out to the fields. They are so gentle on the lawn; we don't worry about driving the kids anywhere around the farm. We've had them on for a year and can't even see wear and tear. These are the best tires for my RANGER."

Bob S. - Barron, Wisconsin




PICKING THE RIGHT UTILITY TIRE

UTILITY FEATURE	PRESERVE	HARVESTER	XD-K	HD-K
8,047 Kilometer Rated Long life and performance	X	X		
10-Ply Rated Higher ply ratings means added protection	X	X	X	X
Low Impact Tread Easy on soil	X			
Heavy-Duty Tread Aggressive tread pattern for all day work on farms or ranches		X	X	X
Turf-Friendly Easy on grass and farm yard	X	X		
Aramid Fiber Belt 5x times stronger than steel and lighter			X	X
Size Options For exactly how you want to use your machine	26", 27"	26", 27", 28"	26"	29"



PRO ARMOR PRESERVE

- Turf-friendly for areas where low-impact from tire tread is needed
- Rounded profile and special tread pattern to limit footprint

			TREAD DEPTH	TIRE WEIGHT	PLY RATING	SIDEWALL BELTS	LOAD RATING
	26" x 8" R12 5416403	FRONT	16 mm	11 kg	10	3	388 kg
	26" x 10" R12 5416402	REAR		13 kg			599 kg
	27" x 10" R14 5416348	FRONT/ REAR		13 kg			599 kg



PRO ARMOR HARVESTER

- All-around work horse with tread life of 8047 km
- Tread pattern designed to withstand anything from the farmyard to the pastures and the trail
- With 10-ply, it can carry the load day in and day out

		TREAD DEPTH	TIRE WEIGHT	PLY RATING	SIDEWALL BELTS	LOAD RATING
12"	26" x 8" R12 5416396	FRONT	11 kg			388 kg
12"	26" x 10" R12 5415966	REAR	15 kg			615 kg
14"	27" x 10" R14 5415965	FRONT/REAR	15 kg	10	3	599 kg
14"	28" x 10" R14 5416347	FRONT/REAR	15 kg			630 kg



PRO ARMOR XD-K


- 26" Aramid fiber-belted tire to tackle any terrain
- Unique full-face tread design
- Harder durometer lugs promotes extended wear, increasing tire life

		TREAD DEPTH	TIRE WEIGHT	PLY RATING	SIDEWALL BELTS	LOAD RATING
12"	26" x 8" R12 5415756	FRONT	13 kg			388 kg
12"	26" x 11" R12 5415757	REAR	15 kg	10	3/1 Aramid Fiber Belt	499 kg



PRO ARMOR HD-K

- Designed to provide a smooth ride and aggressive traction in all riding terrains
- Triple-belted sidewall provides extreme protection and extends the tire life
- Quad belt tread core offers superior protection and longer tread life

		TREAD DEPTH	TIRE WEIGHT	PLY RATING	SIDEWALL BELTS	LOAD RATING	
	29" x 10" R14 5417507	FRONT/ REAR	31.75 mm	18 kg	10	3/1 Aramid	598 kg




TIRES



PRO ARMOR CRAWLER XR

- Premium grip for all terrains, from the trail to the rocks
- Square block profile for even surface contact
- A tougher durometer than the XG to take on the toughest the trail has to offer

		TREAD DEPTH	TIRE WEIGHT	PLY RATING	SIDEWALL BELTS	LOAD RATING
	28" x 10" R14	FRONT/ REAR	16 mm	15 kg	8	3
	5415536					



XR

SINGLE DUROMETER

- Smaller lug height, added rigidity and lateral stability when cornering
- Unique lug design excels in hard pack, fast terrain



PRO ARMOR CRAWLER XG

- Built to crawl over all obstacles, both large and small
- A soft, sticky compound makes this tire ideal for both rock crawling and desert running
- 8-ply, triple-belted ballistic sidewalls resist punctures

		TREAD DEPTH	TIRE WEIGHT	PLY RATING	SIDEWALL BELTS	LOAD RATING	
	28" x 10" R15	FRONT/ REAR	20 mm	15 kg	8	3	499 kg
	5416346						




WHAT CRAWLER ARE YOU?

XG

DUAL-DUROMETER

- Taller lug height and dual-durometer construction
- Perfect balance between high-speed performance, durability and flex in order to grip slick rock



PRO ARMOR MUD XC

- Designed as the perfect mud-trail crossover for a smooth ride on the trail and aggressive traction in the mud
- Dual-compound technology with harder durometer lugs promote extended wear, increasing tire life
- 10-ply construction means added protection in the toughest terrain

		TREAD DEPTH	TIRE WEIGHT	PLY RATING	SIDEWALL BELTS	LOAD RATING
14"	27" x 9" R14 5416947	FRONT	14 kg		3	531 kg
14"	27" x 11" R14 5416948	REAR	15 kg	10		599 kg
14"	28" x 10" R14 5416946	FRONT/REAR	18 kg		3	630 kg



PRO ARMOR DUAL-THREAT

- Dual-compound technology and radial construction offer performance in all terrains
- Softer durometer rubber on outer edge for overall superior grip and feel
- Harder durometer rubber in the middle for increased traction during acceleration and longer tread life

		TREAD DEPTH	TIRE WEIGHT	PLY RATING	SIDEWALL BELTS	LOAD RATING
14"	26" x 9" R14 5416340	FRONT	12 kg			413 kg
14"	26" x 11" R14 5416341	REAR	14 kg	10	3	504 kg
14"	29" x 9" R14 5416342	FRONT	14 kg			504 kg
14"	29" x 11" R14 5416343	REAR	16 kg			599 kg



DUAL-COMPOUND = MORE GRIP + LONGER LIFE

Firmer Durometer Rubber = Longer Life




Softer Durometer Rubber = More Grip



PRO ARMOR ATTACK 2.0

- Engineered for excellent hard pack performance
- Dual-compound technology and radial construction offer performance in all terrains.
- Tight tread pattern for quieter ride

		TREAD DEPTH	TIRE WEIGHT	PLY RATING	SIDEWALL BELTS	LOAD RATING	
	28" x 10" R15	FRONT/ REAR	25 mm	15 kg	10	3	499 kg
	5416344						



TIGHTER TREAD PATTERN =
Better traction in hard pack

DUAL-DUROMETER LUG =
Increased grip & traction in rough terrain, smoother ride in all terrain

10-PLY RATED =
Increased durability

LARGER SIZE OFFERING IN 28" =
More ground clearance & trail traction



PRO ARMOR ATTACK

- The best all-purpose tire for all-season traction in any terrain
- Unique, full-face tread design
- Harder durometer lugs promote extended wear, increasing tire life
- Wider spaced lugs provide more grip in softer terrain

		TREAD DEPTH	TIRE WEIGHT	PLY RATING	SIDEWALL BELTS	LOAD RATING
14"	26" x 9" R14 5415613	FRONT	13 kg			413 kg
14"	26" x 11" R14 5415614	REAR	15 kg	8	3	599 kg



WHEEL & TIRE SETS

↑
14"
↓

40-SERIES

	UTILITY			DESERT/ROCK		MUD/TRAIL		
	HARVESTER 27" 8,047 km	HARVESTER 28" 8,047 km	PRESERVE 27" 8,047 km	CRAWLER XR 28" 4,828 km	MUD XC 27" 4,828 km	MUD XC 29" 4,828 km		
4201 Accent	2882388	2883225	2883208	2882394	2884272	2884265		
4201 Matte Black	2882389	2883226	2883209	2882395	2884273	2884266		
4202 Accent	2882383	2883220	2883203	2881343	2884267	2884260		
4202 Matte Black	2882384	2883221	2883204	2881344	2884268	2884261		
4203 BEADLOCK Matte Black BEADLOCKS SOLD SEPARATELY				2881386				
4204 Accent	2882385	2883222	2883205	2881355	2884270	2884263		
4204 Matte Black	2882386	2883223		2881356	2884271	2884264		
4205 Luster				2881371				
4205 Matte Black	2882387	2883224	2883207	2881372	2884269	2884262		
4301 BEADLOCK Accent BEADLOCKS PRE-MOUNTED				2883213				
4301 BEADLOCK Matte Black BEADLOCKS PRE-MOUNTED				2883212				

↑
15"
↓

50-SERIES

	TRAIL	DESERT/ROCK
	ATTACK 2.0 28" 4,828 km	CRAWLER XG 28" 4,828 km
5201 Accent	2883160	2883188
5201 Matte Black	2883159	2883187
5202 Accent	2883158	2883186
5202 Matte Black	2883157	2883185
5203 BEADLOCK Accent BEADLOCKS SOLD SEPARATELY	2883154	2883182
5204 Matte Black	2883155	2883183
5301 BEADLOCK Accent BEADLOCKS PRE-MOUNTED	2883162	2883190
5301 BEADLOCK Matte Black BEADLOCKS PRE-MOUNTED	2883161	2883189

2 WAYS TO PURCHASE

INDIVIDUAL WHEELS & TIRES – OR – COMPLETE SETS AS LISTED

Exclusively at
Polaris Authorized Dealers

BACKCOUNTRY/TRAIL


DUAL-THREAT 26" 4,828 km	DUAL-THREAT 29" 4,828 km	ATTACK 26" 4,828 km
2883138	2883146	2882390
2883139	2883147	2882391
2883140	2883148	2881335
2883141	2883149	2881336
		2881381
2883142	2883150	2881347
2883143	2883151	2881348
		2881359
2883144	2883152	2881360
2883217	2883219	
2883216	2883218	

REPLACEMENT CAPS

POLARIS CAPS

LUSTER		1521509-410
MATTE BLACK	ALL WHEELS EXCEPT 5204 & 5203 BEADLOCK	1521509-521
LUSTER	5203 BEADLOCK	1522243-410
MATTE BLACK		1522243-458
HD MATTE BLACK	ALL WHEELS	5457498-458

PRO ARMOR CAPS

LUSTER		5453209-410
MATTE BLACK	ALL WHEELS EXCEPT 5204 & 5203 BEADLOCK	5453209-458
MATTE BLACK	5204	1523063-458
LUSTER	5203 BEADLOCK	1523015-410
MATTE BLACK		1523015-458



TIRE SEALANT

» 946 mL • 2830484

» 3.8 LITERS • 2830485

» 19 LITERS • 2830486

» 19 LITERS, PUMP • 2830487

P. 104

LUG NUTS

LUG NUTS REQUIRED

12mm x 1.5 SPLINED LUG NUTS

16 LUG NUTS WITH WRENCH		2879332
4 LUG NUTS WITHOUT WRENCH	ALL POLARIS RANGER 3-SEAT & CREW MODELS	2879331
SPLINED LUG WRENCH		2204966

3/8" - 24 HEX LUG NUTS

16 HEX LUG NUTS	ALL POLARIS RANGER 570 '20-21 MODELS	2877409
4 HEX LUG NUTS		2876754



WHEELS

15"

50-SERIES

A 5201				
WEIGHT: 7.8 kg LOAD RATING: 590 kg OFFSET: +4				
ACCENT:	FRONT/REAR	15" × 7"	1523184-266	
MATTE BLACK:	FRONT/REAR	15" × 7"	1523184-458	

B 5202				
WEIGHT: 8.1 kg LOAD RATING: 590 kg OFFSET: +4				
ACCENT:	FRONT/REAR	15" × 7"	1523102-266	
MATTE BLACK:	FRONT/REAR	15" × 7"	1523102-458	

C 5203 BEADLOCK				
WEIGHT: 7.3 kg LOAD RATING: 590 kg OFFSET: +38				
MATTE BLACK:	FRONT/REAR	15" × 7"	1522435-458	

D 5204				
WEIGHT: 8.1 kg LOAD RATING: 590 kg OFFSET: +55				
MATTE BLACK:	FRONT/REAR	15" × 7"	1522550-458	

E 5301 BEADLOCK				
WEIGHT: 7.7 kg LOAD RATING: 726 kg OFFSET: +38				
ACCENT:	FRONT/REAR	15" × 7"	1523282	
MATTE BLACK:	FRONT/REAR	15" × 7"	1523266	

LUG NUTS

LUG NUTS REQUIRED

SEE P. 65



KNOW YOUR WHEELS

STEP 1:
SELECT YOUR SERIES

4 = 40-SERIES
5 = 50-SERIES

STEP 2:
CHOOSE YOUR LOAD RATING

1 = <362.9 kg
2 = 363 - 589.7 kg
3 = 590 - 726 kg

STEP 3:
PICK YOUR STYLE

OFFSET / BEADLOCK / COLOR

INCREASE OFFSET FROM STOCK
= NARROWER STANCE

DECREASE OFFSET FROM STOCK
= WIDER STANCE

14"

40-SERIES

F 4201				
FRONT	WEIGHT: 5.9 kg LOAD RATING: 408 kg OFFSET: +4			
REAR	WEIGHT: 6.4 kg LOAD RATING: 590 kg OFFSET: -9			
ACCENT:	FRONT	14" × 7"	1522956-266	
	REAR	14" × 8"	1522957-266	
MATTE BLACK:	FRONT	14" × 7"	1522956-458	
	REAR	14" × 8"	1522957-458	

G 4202				
FRONT	WEIGHT: 5.8 kg LOAD RATING: 408 kg OFFSET: +4			
REAR	WEIGHT: 6.1 kg LOAD RATING: 590 kg OFFSET: -9			
ACCENT:	FRONT	14" × 7"	1522544-266	
	REAR	14" × 8"	1522545-266	
MATTE BLACK:	FRONT	14" × 7"	1522544-458	
	REAR	14" × 8"	1522545-458	


H 4203 BEADLOCK				
FRONT	WEIGHT: 5.9 kg LOAD RATING: 408 kg OFFSET: +4			
REAR	WEIGHT: 6.6 kg LOAD RATING: 590 kg OFFSET: -9			
MATTE BLACK:	FRONT	14" × 7"	1522238-458	
	REAR	14" × 8"	1522239-458	

I 4204				
FRONT	WEIGHT: 5.9 kg LOAD RATING: 408 kg OFFSET: +4			
REAR	WEIGHT: 6.4 kg LOAD RATING: 590 kg OFFSET: -9			
ACCENT:	FRONT	14" × 7"	1522546-266	
	REAR	14" × 8"	1522547-266	
MATTE BLACK:	FRONT	14" × 7"	1522546-458	
	REAR	14" × 8"	1522547-458	

J 4205				
FRONT	WEIGHT: 4.8 kg LOAD RATING: 408 kg OFFSET: +4			
REAR	WEIGHT: 5.7 kg LOAD RATING: 590 kg OFFSET: -9			
MATTE BLACK:	FRONT	14" × 7"	1521507-521	
	REAR	14" × 8"	1521508-521	
LUSTER:	FRONT	14" × 7"	1521507-410	
	REAR	14" × 8"	1521508-410	

K 4301 BEADLOCK				
WEIGHT: 7.3 kg LOAD RATING: 729 kg OFFSET: +38				
ACCENT:	FRONT/REAR	14" × 7"	1523284	
MATTE BLACK:	FRONT/REAR	14" × 7"	1523283	

L HD DUAL BEADLOCK				
WEIGHT: 18.1 kg LOAD RATING: 725.7 kg OFFSET: +38				
MATTE BLACK:	FRONT/REAR	14" × 7"	1524022-458	



14" FORGED BEADLOCK RINGS

A Machined Only used on 4203 Beadlock & HD Dual Beadlock	1522244-266
B Matte Black - Replacement Only used on 4301 Beadlock & HD Dual Beadlock	1523146-458

15" FORGED BEADLOCK RINGS

A Machined Only used on 5203 Beadlock	1522240-266
B Matte Black - Replacement Only used on 5301 Beadlock	1523147-458

HD PARTS
P.100



COMMON

3-SEAT & CREW /
2-SEAT & CREW

CONNECTED
TECHNOLOGY

ELECTRICAL
ACCESSORIES

COOLERS

HUNT

COLD WEATHER

PLOWS

LIGHTING

WHEELS & TIRES

MAKE IT YOURS

CUSTOMIZE YOUR ALL-NEW RANGER SP 570 AND GET MORE DONE with Polaris Engineered Accessories. Outfit your RANGER based on your riding preferences for added comfort, maximized storage, and more.

RANGER SP 570

HUNT

2884106	LOCK & RIDE Kolpin Stronghold Auto-Latch Boot Mount	P. 48
2882430	Gun Boot - XL	P. 48
2882077	Pro Armor 33" Combo LED Light Bar	P. 57
2881348	Pro Armor Wheel & Tire Set: Attack & 4204	P. 65
2885078	Poly Crew Sport Roof	P. 70

2889181	Rock Guard with Step - Crew	P. 75
2885087	Rear Brushguard	P. 75
2889056	Polaris Pro HD Winch with Rapid Rope Recovery	P. 75
2885088	Front Hood Storage Rack	P. 77



RANGER SP 570

FARM

2883140	Pro Armor Wheel & Tire Set: Dual-Threat & 4202	P. 65
2885077	Poly 2-Seat Sport Roof	P. 70
2889187	Convex Weatherproof Rear View Mirror	P. 74
2889243	Side View Mirrors - ROPS-Mounted	P. 74

2885084	Upper Front Brushguard	P. 75
2885087	Rear Brushguard	P. 75
2885095	Polaris HD Winch	P. 75
2889182	LOCK & RIDE Tip-Down Headache Rack	P. 76
2889189	Cargo Bed Mat	P. 76



RANGER SP 570

LANDOWNER

2883144	Pro Armor Wheel & Tire Set: Dual-Threat & 4205	P. 65
2885077	Poly 2-Seat Sport Roof	P. 70
2889187	Convex Weatherproof Rear View Mirror	P. 74
2889243	Side View Mirrors - ROPS-Mounted	P. 74

2889056	Polaris Pro HD Winch with Rapid Rope Recovery	P. 75
2889189	Cargo Bed Mat	P. 76
2889199	LOCK & RIDE Storage Box	P. 76



RANGER CREW SP 570

TRAIL

2882077	Pro Armor 33" Combo LED Light Bar	P. 57
2883143	Pro Armor Wheel & Tire Set: Dual-Threat & 4204	P. 65
2885078	Poly Crew Sport Roof	P. 70
2885080	LOCK & RIDE Full Glass Windshield	P. 72
2879965	LOCK & RIDE Rear Panel - Glass	P. 73
2885083	Windshield Wiper & Washer Kit	P. 74

2889187	Convex Weatherproof Rear View Mirror	P. 74
2889243	Side View Mirrors - ROPS-Mounted	P. 74
2889181	Rock Guard with Step - Crew	P. 75
2885084	Upper Front Brushguard	P. 75
2885087	Rear Brushguard	P. 75
2889183	LOCK & RIDE Bed Extender/Divider	P. 76

ROOFS



SEALED
COVERAGE



REDUCE
STANDING
WATER



LOCK & RIDE®
EASY AND FAST
INSTALLATION

POLARIS ENGINEERED
ADVANTAGES

GLASS VS POLY

- Water run-off
 - Mounting features: easily add accessories & lighting
 - Liner ready
 - Lightweight
- Heavy duty/durable
 - Low profile
 - Unique style

POLY

Lightweight, durable and impact-resistant.
A poly roof can take the abuse of a tight trail and still protect.



SPORT ROOF - POLY

- Offers reliable protection from the sun and rain
- Lightweight, durable polyethylene construction
- Simple one-time installation

- » **NEW** 2-SEAT BLACK • 2885077
SP 570 '22
- » **NEW** CREW BLACK • 2885078
CREW SP 5770 '22

NEW
PREMIUM ROOF LINER

- Cut in-cab noise by 60% at idle and by 40% at 20 mph
 - One-piece liner attaches quickly and securely using push darts
 - Adds premium comfort and quieter cab ride
- » 2-SEAT (shown) • 2885093
SP 570 '22
 - » CREW • 2885094
CREW SP 570 '22

STEEL

For the ultimate in strength and protection.

HD ROOF - STEEL

- Stout 12-gauge steel construction
- Powder-coated finish for scratch and corrosion resistance
- Interior fabric liner provides sound reduction

- » 2-SEAT • 2879954
SP 570 '22



DOORS



PREMIUM
FEATURES



UNPRECEDENTED
VENTILATION
OPTIONS



EASY AND FAST
INSTALLATION

POLARIS ENGINEERED
ADVANTAGES

POLY DOORS		CANVAS DOORS
	CRANK WINDOW Has manual crank windows for airflow adjustment in the cab with a fully finished black interior and exterior panels. Has a steel tube frame with a full 360 degree seal to keep out dust and rain.	ZIP WINDOW Heavy-duty 23-oz durable protection with adjustable zipper ventilation and see-through bottom panel. Powder-coated steel rod door frames provide strength and enhance fit and finish.
FRONT DOORS (SET OF 2) SP 570 '22, CREW SP 570 '22	 NEW Manual Crank Window Doors 2885073 SHOWN WITH EXTERIOR DOOR ACCENT PANEL 2889389-795	 NEW Zip Window Doors 2885075 <small>FALL AVAILABILITY</small>
REAR DOORS (SET OF 2) CREW SP 570 '22	 NEW Manual Crank Window Doors 2885074 SHOWN WITH EXTERIOR DOOR ACCENT PANEL 2889390-795	 NEW Zip Window Doors 2885076 <small>FALL AVAILABILITY</small>

NEW
EXTERIOR DOOR ACCENT PANELS

- Replace stock gloss black accent panels
- Painted plastic and clear-coated for UV protection
- Install easily with a single screw
- Comes as a pair
- Compatible with Poly doors only

	Sagebrush Green Non-Metallic	Polaris Pursuit Camo	Polaris Blue Non-Metallic
FRONT REAR	2889389-560 2889390-560	2889391-587 2889392-587	2889389-795 2889390-795

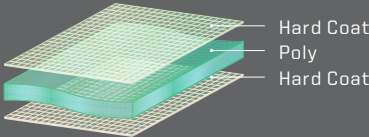
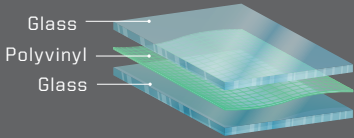


WINDSHIELDS & REAR PANELS

GLASS VS POLY

- Superior optical clarity (automotive level)
- Scratch-resistant
- Curved to fit, seals tight
- Cold weather / heavy duty
- Wiper ready (windshield only)

- Lightweight, flexible, easy to store/remove
- Impact-resistant
- Tight seal keeps out rain and dust



LOCK & RIDE


REVOLUTIONARY INSTALLATION



AIRTIGHT GASKET SEAL



VENTING OPTIONS



MULTI-FUNCTION FEATURES



POLARIS ENGINEERED ADVANTAGES

WINDSHIELDS



NEW FULL TIP-OUT WINDSHIELD - GLASS

- Tip-out design offers three positions: open, closed and vented
- Gas shocks assist in easy opening and closing
- 360° gasket for reliable protection and comfort
- Scratch-resistant automotive-style curved glass
- Interior sound dampening and optimized visibility

» 2885079
SP 570 '22, CREW SP 570 '22



NEW FULL GLASS WINDSHIELD - CLEAR

- Scratch-resistant, curved laminate safety glass
- Protects against wind, rain and other hazardous debris
- UV-blocking interlayer and 360° gasket seal

» 2885080
SP 570 '22, CREW SP 570 '22



LOCK & RIDE FULL WINDSHIELD - POLY

- Durable, optical-grade, 0.6 cm-thick polycarbonate offers outstanding rider protection and visibility
- Windshield has minimal perimeter framework for full visibility

» 2883318
SP 570 '22, CREW SP 570 '22



LOCK & RIDE HALF WINDSHIELD - POLY

- Strong, durable polycarbonate half windshield delivers a combination of protection and airflow into the cab
- Half windshield offers protection from rain, sleet, spray, and off-road hazards

» 2883320
SP 570 '22, CREW SP 570 '22

REAR PANELS



FLIP-DOWN WINDSHIELD - HARD COAT POLY

- Two venting options: fully sealed or flip-down/remove upper half for some protection with maximum ventilation

» 2882178
SP 570 '22



LOCK & RIDE VENTED WINDSHIELD - HARD COAT POLY

- Frameless design for maximum visibility
- Added vents for airflow on a hot day or defrosting on a cold day

» 2883342
SP 570 '22, CREW SP 570 '22



LOCK & RIDE FULL WINDSHIELD - HARD COAT POLY

- Durable, optical-grade, 0.6 cm-thick polycarbonate offers outstanding rider protection and visibility
- Windshield has minimal perimeter framework for full visibility

» 2883319
SP 570 '22, CREW SP 570 '22



LOCK & RIDE REAR PANEL - GLASS

- Durable, tempered laminate glass provides a high level of scratch resistance

» 2879965
SP 570 '22, CREW SP 570 '22



LOCK & RIDE REAR PANEL - POLY

- Strong, 0.6 cm-thick polycarbonate provides outstanding impact and scratch resistance

» 2879812
SP 570 '22, CREW SP 570 '22



REDUCE IN-CAB DUST SWIRL BY ADDING A REAR PANEL

With a windshield and roof installed, turbulent air develops behind the cab. Add a rear panel to reduce dust intrusion from this swirl.

HARD COAT POLY | 30x MORE SCRATCH-RESISTANT

AUDIO

NEW JBL DASH AUDIO KIT FALL AVAILABILITY

- System mounts into pre-designated locations in the vehicle dash
- Complete UTV audio solution gives your vehicle a performance-ready sound system
- Includes four off-road grade, water- and dust-proof speakers, and one head unit
- Head unit features AM/FM tuner, USB input and Bluetooth compatibility for wireless streaming

» 2885081
SP 570 '22



POLARIS RIDE COMMAND SEE P. 42 FOR MORE INFORMATION 7" DISPLAY POWERED BY RIDE COMMAND

» 2884072
SP 570 '22
SPEAKERS NOT INCLUDED



CONVENIENCE FEATURES

NEW CAB SEAL KIT

- Seal out dust from your UTV cab
- Reduces dust from getting on dash and seat

» 2889201
SP 570 '22, CREW SP 570 '22
(INCLUDED WITH PREMIUM DOORS)

NEW FRONT PULSE BAR AND HARNESS

- This kit is needed to install any electrical accessories to a base vehicle

» 2-SEAT • 2889185
SP 570 '22, CREW SP 570 '22
» CREW • 2889568
CREW SP 570 '22

NEW HORN KIT

- Adds a warning horn to console area of vehicle

» 2889160
SP 570 '22, CREW SP 570 '22
SP 570 NON-PREMIUM AND NON-NORTHSTAR MODELS REQUIRE FRONT PULSE BAR AND HARNESSES 2889185

NEW DOME LIGHT

- LED Dome light provides optimal visibility in the cab
- Easy to install

» 2889159
SP 570 '22, CREW SP 570 '22
SP 570 NON-PREMIUM AND NON-NORTHSTAR MODELS REQUIRE FRONT PULSE BAR AND HARNESSES 2889185

NEW FLOOR MATS - FRONT FALL AVAILABILITY

- Protects floors from dirt and wear
- Textured, non-slip surface

» 2889186
SP 570 '22, CREW SP 570 '22

SPEEDKEY

» 2879988
SP 570 '22, CREW SP 570 '22

CONVENIENCE FIELD TESTED INTERIOR

ADD SUPERIOR ALL-WEATHER FUNCTIONALITY and comfort to your RANGER with premium Polaris Engineered Accessories. Keep warm on the coldest of days with a heater kit and improve visibility with a Windshield Wiper and Washer System or Large Rear View Mirror.



NEW HEATER KIT FALL AVAILABILITY

- Climate control for the cab of your off-road vehicle
- Total of four dash mounted vents with two positioned for defrosting the windshield and the other two for heating the cab
- Simple, dash-mounted controls
- Manually operated vents for airflow control

» 2885082
SP 570 '22, CREW SP 570 '22
SP 570 SPORT MODELS REQUIRES FRONT PULSE BAR AND HARNESSES 2889185



NEW WINDSHIELD WIPER & WASHER KIT

- Helps clear hazardous dirt, rain and debris from your windshield
- » 2885083
SP 570 '22, CREW SP 570 '22
SP 570 SPORT MODELS REQUIRES FRONT PULSE BAR AND HARNESSES 2889185



NEW CONVEX WEATHERPROOF REAR VIEW MIRROR FALL AVAILABILITY

- Convex design for a broader view of traffic
- Durable, weatherproof construction
- Mount the bolts into your choice of pre-designated mounting locations
- Compatible with roof, windshield, and other accessories

» 2889187
SP 570 '22, CREW SP 570 '22



NEW SIDE VIEW MIRRORS

» DOOR MOUNTED (shown) • 2889241
» ROPS-MOUNTED • 2889243
SP 570 '22, CREW SP 570 '22

PROTECTION



NEW UPPER FRONT BRUSHGUARD FALL AVAILABILITY

- Made from tubular steel and provides additional protection for front fenders and headlights
- Attaches to stock front bumper
- Durable, scratch-resistant, black powder-coat finish

» 2885084
SP 570 '22, CREW SP 570 '22



NEW REAR BRUSHGUARD FALL AVAILABILITY

- Made from tubular steel and provides additional protection for taillights
- Durable, scratch-resistant, black powder-coat finish
- Reliably enhances back-end protection of vehicle

» 2885087
SP 570 '22, CREW SP 570 '22



NEW ROCK GUARD WITH STEP

- Reliable, hard-working protection for edges of vehicle
- Mounts directly to the frame, instead of underneath, for maximum ground clearance

» 2-SEAT (shown) • 2889180
SP 570 '22
» CREW • 2889181
CREW SP 570 '22



NEW A-ARM GUARDS

- Valuable, reliable protection for vital front suspension components exposed to the rigors of off-road environments
- Strong, durable, lightweight polyethylene construction withstands off-road impacts to protect the A-Arms

» WINTER AVAILABILITY
FRONT (shown) • 2885097
» FALL AVAILABILITY
REAR • 2880551
SP 570 '22, CREW SP 570 '22

WINCHES

FEATURES & BENEFITS

PRO PRO HEAVY DUTY SERIES

HD HEAVY DUTY SERIES

RAPID ROPE RECOVERY

Retrieve cable 5x as fast as standard mode on other Polaris winches. Get back to riding or complete your task quicker.



NOT AVAILABLE

AUTO STOP TECHNOLOGY

Auto Stop technology protects and extends the life of your winch by automatically stopping the winch at the end of pull to prevent over-spooling.



ADD AUTO STOP UPGRADE
2881693
SYNTHETIC ROPE REQUIRED

SYNTHETIC ROPE

Lightweight, extremely strong and flexible 50 ft long rope stands up to any tough job.



ADD SYNTHETIC ROPE
2878888

WIRELESS REMOTE

Operate your winch wirelessly from within 50 ft of the vehicle.

WIRELESS STANDARD, WIRED OPTION

WIRED STANDARD, ADD WIRELESS REMOTE
2879316



MODEL

2,041 kg

1,588 kg

ADD REQUIRED CABLES

SP 570 '22
CREW SP 570 '22

2885096

FALL AVAILABILITY



2885095

FALL AVAILABILITY



2-SEAT & CREW MODELS:
2889185

UPGRADE YOUR CONTROLS

HD OR PRO HD WINCHES

WIRED REMOTE CONTROL

- Must order remote handle and socket together

» REMOTE HANDLE
4013466

» SOCKET
4014228

POWER CONTROLLER

- Control your winch and plow hydraulics directly from the shift knob

» 2879227
SP 570 '22




STORAGE

LOCK & RIDE®

Exclusive and available on all Polaris vehicles, Lock & Ride accessories let you quickly change from one task to another with hundreds of options.

WITH THE FLIP OF A LEVER, LOCK & RIDE PLUNGERS USE OUTWARD PRESSURE TO EXPAND FOR A SECURE FIT.



NEW
LOCK & RIDE STORAGE BOX

- Provides enough room to store all the tools you need to get the job done
- Internal organizational dividers keep gear from rolling around
- Easily detaches from vehicle

» 2889199
SP 570 '22, CREW SP 570 '22



NEW
LOCK & RIDE TIP-DOWN HEADACHE RACK

- Provides extreme cargo versatility to your UTV
- Strong steel tube construction for maximum durability
- Installs and removes easily utilizing Lock & Ride technology

» 2889182
SP 570 '22, CREW SP 570 '22



NEW
LOCK & RIDE BED EXTENDER/DIVIDER

- Increase your cargo capacity and UTV storage
- Extend the cargo bed or divide cargo within the bed
- Lock & Ride technology for easy install without tools
- Made from durable steel and powder-coated finish

» 2889183
SP 570 '22, CREW SP 570 '22



NEW
CARGO BED MAT

- Protects cargo box, reduces drivetrain noise, and keeps cargo more secure with non-slip design
- Thick (3.18 mm) rubber mat construction

» 2889189
SP 570 '22, CREW SP 570 '22



NEW
LOCK & RIDE FRONT HOOD STORAGE RACK FALL AVAILABILITY

- Increases load-carrying capacity and protects against brush and debris
- Steel construction with a durable powder-coated finish
- Lock & Ride functions for easy install, on and off maneuvering of the basket, and under-hood access
- Weight Capacity: 100 lbs.

» 2885088
SP 570 '22, CREW SP 570 '22



FIRE EXTINGUISHER HOLDER

- Quick-release strap allows for easy access

» 2882158
SP 570 '22, CREW SP 570 '22



RIDE & REPAIR ESSENTIALS KIT

» 2881207
SP 570 '22, CREW SP 570 '22



LOCK & RIDE D-RINGS TOP SELLER

- The most versatile Lock & Ride accessory - add as many as you need to secure your cargo with bungee cords or straps

» 2881545
SP 570 '22, CREW SP 570 '22



LOCK & RIDE CHAINSAW MOUNT

» 2879354
SP 570 '22, CREW SP 570 '22



LOCK & RIDE TOOL RACK

- Attach on the inside or outside of the cargo bed

» 2881533
SP 570 '22, CREW SP 570 '22

STRAPS

3.8 cm x 4.6 m 2494.8 kg RATCHET STRAP

- Heavy-duty webbing
- 2 Pack

» 2884031



LOCK & RIDE QUICKSTRAP

- The quickest and most secure way to mount Polaris accessories
- Sold as a pair

» 2882187
ALL COOLERS, RANGER CARGO BOXES



5.1 cm x 6.1 m 4535.9 kg RATCHET STRAP

- Heavy-duty webbing

» 2884032




DO MORE:



COOLERS
P. 46



HUNT
P. 48



COLD WEATHER
P. 50



LIGHTING
P. 56

MAKE IT YOURS

WORK HARD AND GET IT DONE

with Polaris Engineered Accessories for your RANGER. Start with the ultimate in all-season performance and comfort with the best cab components in the industry. Find everything you need to outfit your RANGER for the task at hand.

RANGER 570

HUNT

2882430	Kolpin Stronghold Gun Boot XL Transport	P. 48
2885077	Poly 2-Seat Sport Roof	P. 80
2881784	LOCK & RIDE Full Tip-Out Windshield - Glass	P. 82
2882238	Polaris Pro HD 2041 kg Winch	P. 85



RANGER CREW 570-4 EPS

RANCH

2883424	Polaris Northstar Cooler - 28 L	P. 46
2885078	Poly Sport Roof - Crew	P. 80
2879963	LOCK & RIDE Canvas Door Set	P. 81
2881783	Glass Full Windshield, Clear	P. 82
2881533	LOCK & RIDE Tool Rack	P. 87



RANGER 570

WORK

2885077	Poly 2-Seat Sport Roof	P. 80
2882247	Hinged Window Doors - Poly	P. 81
2881784	LOCK & RIDE Full Tip-Out Windshield - Glass	P. 82
2882238	Polaris Pro HD 2041 kg Winch	P. 85
2881485	Cargo Bed Mat	P. 86



RANGER 500


TRAIL

2883425	Polaris Northstar Cooler - 57 L	P. 46
2885077	Poly 2-Seat Sport Roof	P. 80
2883320	LOCK & RIDE Half Windshield - Poly	P. 83


ROOFS



SEALED
COVERAGE



REDUCE
STANDING
WATER



LOCK & RIDE[®]
EASY AND FAST
INSTALLATION

POLARIS ENGINEERED
ADVANTAGES

POLY FEATURES

- Water run-off
- Mounting features:
easily add accessories & lighting
- Liner ready
- Lightweight

SHIELD AGAINST DRIVING
RAIN OR THE BLISTERING SUN.

Know that you are protected from the elements with a seamless integrated roof. Poly is lightweight, durable and impact-resistant. A poly roof can take the abuse of a tight trail and still protect.



NEW SPORT ROOF - POLY

- Provides shade, superior overhead protection
- Tough injection-molded design resists distortion from the elements
- Polaris Pursuit Camo offers effective visual camouflage in the field

» 2-SEAT BLACK • 2885077
EV '15-22, 570 '15-21, 500 '17-22
» CREW BLACK • 2885078
CREW 570-4 '15-21

DOORS



PREMIUM
FEATURES






UNPRECEDENTED
VENTILATION
OPTIONS



EASY AND FAST
INSTALLATION

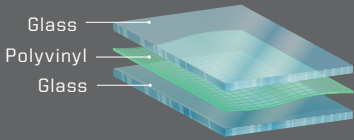
POLARIS ENGINEERED
ADVANTAGES

POLY DOORS		CANVAS DOORS
	HINGED WINDOW A premium, door offering hinged window for customizable ventilation in the cab.	ZIP WINDOW Lightweight, durable protection with adjustable zipper ventilation and see-through bottom panel.
FRONT DOORS (SET OF 2) EV '15-22, CREW 570-4 '15-21, 570 '15-21, 500 '17-22	 Hinged Window - Poly Doors - Black 2882247	 TOP SELLER Zip Window Doors - Canvas - Black 2879963
REAR DOORS (SET OF 2) CREW 570-4 '15-21		 Zip Window Doors - Rear - Canvas - Black 2879964



WINDSHIELDS & REAR PANELS

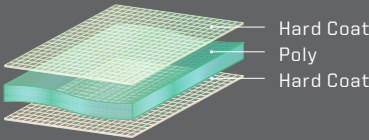
GLASS VS POLY



- Superior optical clarity (automotive level)
- Scratch-resistant
- Curved to fit, seals tight
- Cold weather / heavy duty
- Wiper ready (windshield only)

VS

- Lightweight, flexible, easy to store/remove
- Impact-resistant
- Tight seal keeps out rain and dust




LOCK & RIDE


REVOLUTIONARY INSTALLATION



AIRTIGHT GASKET SEAL



VENTING OPTIONS



MULTI-FUNCTION FEATURES



POLARIS ENGINEERED ADVANTAGES

WINDSHIELDS



LOCK & RIDE TIP-OUT WINDSHIELD - GLASS

- Made of strong, optical-grade laminate safety glass
- Provides optimal visibility and the best protection from wind, inclement weather and off-road hazards
- Minimal perimeter framework for a low profile and full visibility
- Tip-out feature adjusts the windshield to an open position to enjoy airflow in the cab

» 2881784

EV '15-22, CREW 570-4 '15-21, 570 '15-21, 500 '17-22

LOCK & RIDE FULL WINDSHIELD - GLASS TOP SELLER

- Provides the highest level of scratch resistance

» 2881783

EV '15-22, CREW 570-4 '15-21, 570 '15-21, 500 '17-22

LOCK & RIDE FULL WINDSHIELD - POLY TOP SELLER

- Durable, optical-grade, 0.6 cm-thick polycarbonate offers outstanding rider protection and visibility
- Windshield has minimal perimeter framework for full visibility

» 2883318

EV '15-22, CREW 570-4 '15-21, 570 '15-21, 500 '17-22

LOCK & RIDE HALF WINDSHIELD - POLY

- Strong, durable polycarbonate half windshield delivers a combination of protection and airflow into the cab
- Half windshield offers protection from rain, sleet, spray, and off-road hazards

» 2883320

EV '15-22, CREW 570-4 '15-21, 570 '15-21, 500 '17-22

REAR PANELS



LOCK & RIDE FLIP-DOWN WINDSHIELD - HARD COAT POLY TOP SELLER

- Two venting options: fully sealed or flip-down/remove upper half for some protection with maximum ventilation

» 2882178

EV '15-22, CREW 570-4 '15-21, 570 '15-21, 500 '17-22



LOCK & RIDE VENTED WINDSHIELD - HARD COAT POLY

- Frameless design for maximum visibility
- Added vents for airflow on a hot day or defrosting on a cold day

» 2883342

EV '15-22, CREW 570-4 '15-21, 570 '15-21, 500 '17-22



LOCK & RIDE FULL WINDSHIELD - HARD COAT POLY TOP SELLER

- Durable, optical-grade, 0.6 cm-thick polycarbonate offers outstanding rider protection and visibility
- Windshield has minimal perimeter framework for full visibility

» 2883319

EV '15-22, CREW 570-4 '15-21, 570 '15-21, 500 '17-22



LOCK & RIDE REAR PANEL - GLASS TOP SELLER

- Durable, tempered laminate glass provides a high level of scratch resistance

» 2879965

EV '15-22, CREW 570-4 '15-21, 570 '15-21, 500 '17-22



LOCK & RIDE REAR PANEL - POLY TOP SELLER

- Strong, 0.6 cm-thick polycarbonate provides outstanding impact and scratch resistance

» 2879812

EV '15-22, CREW 570-4 '15-21, 570 '15-21, 500 '17-22

HARD COAT POLY | 30x MORE SCRATCH-RESISTANT



REDUCE IN-CAB DUST SWIRL BY ADDING A REAR PANEL

With a windshield and roof installed, turbulent air develops behind the cab. Add a rear panel to reduce dust intrusion from this swirl.

CONVENIENCE & PROTECTION

CONVENIENCE FEATURES

CAB SEAL SYSTEM

» 2-SEAT • 2880508
EV '15-22, CREW 570-4 '15-21, 570 '15-21, 500 '17-22
(INCLUDED WITH PREMIUM DOORS)

EPS SYSTEM (ELECTRIC POWER STEERING)

- Enjoy smooth, easy, precise, responsive automotive-quality power steering
- EPS provides a light steering feel in all situations, including low-speed maneuvering through challenging terrain

» 2879970
CREW 570-4 '15-21, 570 '15-21
1824163 REQUIRED FOR 2016 AND NEWER 570 MODELS

HORN

» 2879273
EV '15-22, CREW 570-4 '15-21, 570 '15-21, 500 '17-22

AUXILIARY BATTERY KIT

» 2880555
EV '15-22
REQUIRED FOR 12V ACCESSORIES ON EV

REVERSE WARNING ALERT

» 2880631
CREW 570-4 '15-21, 570 '15-21, 500 '17-22

SPEEDKEY

» 2879988
CREW 570-4 '15-21, 570 '15-21

EV QUICK CHARGING SYSTEM

» 2880556
EV '15-22



FIELD TESTED INTERIOR

ADD SUPERIOR ALL-WEATHER FUNCTIONALITY and comfort to your RANGER with premium Polaris Engineered Accessories. Keep warm on the coldest of days with a heater kit and improve visibility with a Windshield Wiper and Washer System or Large Rear View Mirror.



WINDSHIELD WIPER & WASHER SYSTEM

• Use with Full Glass Windshield 2881783 only
» 2879968
EV '15-22, CREW 570-4 '15-21, 570 '15-21, 500 '17-22
⚠ Requires Battery Connection Cable



LARGE REAR VIEW MIRROR

» 2879969
EV '15-22, CREW 570-4 '15-21, 570 '15-21, 500 '17-22

STANDARD BRUSHGUARDS

PERFECT FOR: **INCREASED PROTECTION AROUND LIGHTING AND FENDERS**

FRONT



3.2 cm DIAMETER
STEEL TUBE CONSTRUCTION

REAR



» FRONT • 2879973
EV '15-22, CREW 570-4 '15-21, 570 '15-21, 500 '17-22
DOES NOT WORK WITH FLIP-DOWN POLY WINDSHIELD 2881919

» REAR • 2879972



ROCK GUARDS WITH STEP



- Durable, stamped plate steel construction
- Provides additional protection for side of vehicle
- Integrated boot scraper helps keep interior clean

» 2 SEAT • 2879974
EV '15-22, 570 '15-21, 500 '17-22

WINCHES

FEATURES		PRO	PRO HEAVY DUTY SERIES	HD	HEAVY DUTY SERIES
RAPID ROPE RECOVERY		STANDARD		NOT AVAILABLE	
AUTO STOP TECHNOLOGY		STANDARD		OPTION	
WINCH LINE		SYNTHETIC ROPE		STEEL CABLE	
CONTROL		WIRELESS STANDARD, WIRED OPTION		WIRED STANDARD, WIRELESS OPTION	
MODEL		2,041 kg		1,588 kg	
<div>570 '15-21</div> <div>CREW 570-4 '15-21</div> <div>500 '17-22</div> <div>EV '19-22</div> <div>EV REQUIRES AUXILIARY BATTERY KIT 2880555</div>		<div>2882238</div> <div></div>		<div><div>TOP SELLER</div><div>2881669</div><div></div></div>	
				<div>2-SEAT MODELS: <div>TOP SELLER</div></div> <div>2879990</div> <div>CREW MODELS:</div> <div>2880929</div>	

UPGRADE YOUR HD WINCH WITH THESE ACCESSORIES

WIRELESS REMOTE

- Up to 15 m range with LED indicator

- Direct plug and play operation

» 2879316
Works with 2881669

SYNTHETIC ROPE

2,041 kg
» 2879187

1,588 KG
» 2878888

AUTO STOP UPGRADE

- Billeted aluminum
- Replaces stock fairlead

» 2881693
Works with 2881669
SYNTHETIC ROPE REQUIRED

UPGRADE YOUR CONTROLS HD OR PRO HD WINCHES

WIRED REMOTE CONTROL

- Must order remote handle and socket together

» REMOTE HANDLE
4013466
» SOCKET
4014228

POWER CONTROLLER

- Control your winch and plow hydraulics directly from the shift knob

» 2879227
CREW 570-4 '14-21,
570 FULL SIZE '17-22,
570 '14-21, 500 '11-22

STORAGE

LOCK & RIDE®

Exclusive and available on all Polaris vehicles, Lock & Ride accessories let you quickly change from one task to another with hundreds of options.

WITH THE FLIP OF A LEVER, LOCK & RIDE PLUNGERS USE OUTWARD PRESSURE TO EXPAND FOR A SECURE FIT.



LOCK & RIDE CARGOMAX SYSTEM

- Comes standard with a support bar that ties the two sides together for a sturdy cargo hold
- Adjustable utility hooks provide more options for hanging tools, cords or gear
- Two sides and a support bar included

» 2882177
EV '15-22, CREW 570-4 '15-21, 570 '15-21, 500 '17-22



CARGO BED MAT

- Non-slip surface to better secure loads
- Protect the cargo bed from scratches and scuffs
- Lifts out and is easy to clean
- Can be cut to access factory tie-down cleats

» 2881485
EV '11-22, CREW 570-4 '14-21, 570 '14-21, 500 '11-22



LOCK & RIDE STORAGE BOX

- Rugged roto-molded construction locks for security and is water-resistant
- Low-profile design retains additional hauling capacity on top of vault
- Sliding drawer features foam padding and adjustable dividers
- Fits perfectly in the bed of your RANGER, pickup box or full-size SUV

» 2877033
EV '11-22, CREW 570-4 '14-21, 570 '14-21, 500 '11-22



LOCK & RIDE TOOL RACK

- Attach on the inside or outside of the cargo bed
- » 2881533
EV '11-22, CREW 570-4 '14-21, CREW 570 FULL SIZE '18-22, 570 FULL SIZE '17-22, 570 '14-21, 500 '11-22



RIDE & REPAIR ESSENTIALS KIT

» 2881207
EV '11-22, CREW 570-4 '14-21, CREW 570 FULL SIZE '18-22, 570 FULL SIZE '17-22, 570 '14-21, 500 '11-22

STRAPS



3.8 cm x 4.6 m 2494.8 kg RATCHET STRAP

- Heavy-duty webbing
 - 2 Pack
- » 2884031



FIRE EXTINGUISHER HOLDER

- Quick-release strap allows for easy access
- » 2882158
EV '15-22, CREW 570-4 '15-21, 570 '15-21, 500 '17-22



LOCK & RIDE D-RINGS TOP SELLER

- The most versatile Lock & Ride accessory - add as many as you need to secure your cargo with bungee cords or straps
- » 2881545
EV '11-22, CREW 570-4 '14-21, CREW 570 FULL SIZE '18-22, 570 FULL SIZE '17-22, 570 '14-21, 500 '11-22



UNDER SEAT STORAGE BOX

» 2880046
EV '15-22, CREW 570-4 '15-21, 570 '15-21, 500 '17-22



LOCK & RIDE CHAINSAW MOUNT

» 2879354
EV '11-22, CREW 570-4 '14-21, CREW 570 FULL SIZE '18-22, 570 FULL SIZE '17-22, 570 '14-21, 500 '11-22



LOCK & RIDE QUICKSTRAP

- The quickest and most secure way to mount Polaris accessories
 - Sold as a pair
- » 2882187
ALL COOLERS, RANGER CARGO BOXES



5.1 cm x 6.1 m 4535.9 kg RATCHET STRAP

- Heavy-duty webbing
- » 2884032


DO MORE:



COOLERS
P. 46



HUNT
P. 48



COLD WEATHER
P. 50



LIGHTING
P. 56

PERFORMANCE & COMFORT

THE RANGER 570 FULL-SIZE builds on its legendary reputation for getting the job done. With the industry's most complete lineup of Polaris Engineered Accessories, it's ready for anything your work demands.



ROOFS



SPORT ROOF

- Lightweight, rugged polyethylene construction
- Offers protection from sun and rain
- Does not work with Full Doors

» **TOP SELLER** 3-SEAT • 2877946
570 FULL SIZE '17-21
» CREW • 2878755
CREW 570 FULL SIZE '17-22



BIMINI SOFT TOP

- Tight-fitting canvas soft top with easy on/off design
- Lightweight 600 denier, solution-dyed polyester construction

» 2876963-067
570 FULL SIZE '17-22



CANVAS ROOF/REAR PANEL

- Constructed from premium, mold-resistant polyester with UV stabilizers
- Durable, heat-sealed vinyl window for crack resistance

» 2883471
570 FULL SIZE '17-22

WINDSHIELDS



POLY WINDSHIELD

- Optical-grade, .6 cm-thick polycarbonate for outstanding protection and visibility
- » HARD COAT • 2879489
CREW 570 FULL SIZE '18-22, 570 FULL SIZE '17-22
» **TOP SELLER** GENERAL PURPOSE • 2876958
CREW 570 FULL SIZE '18-22, 570 FULL SIZE '17-22



LOCK & RIDE HALF WINDSHIELD

- Durable, optical-grade, .45 cm-thick polycarbonate for impact-resistance
 - Half-height design delivers improved airflow for hot/dusty conditions
 - Retains sporty, rugged look
- » 2878756
CREW 570 FULL SIZE '18-22, 570 FULL SIZE '17-22

REAR PANEL



POLY REAR PANEL

- Constructed from thick, impact resistant polycarbonate
 - Delivers protection from the elements and a quieter ride
 - Scratch-resistant for years of clear vision
 - Contoured design eliminates perimeter framework for full rearward visibility
- » 2878165
CREW 570 FULL SIZE '18-22, 570 FULL SIZE '17-22

ROOF/ REAR PANEL

DOORS



RANGER CANVAS DOORS

- Constructed from premium, mold-resistant polyester with UV stabilizers
- Durable, heat-sealed vinyl window for crack resistance
- Zip-down windows for adjustable ventilation

» 2876962-067
570 FULL SIZE '17-22
REQUIRES 2883471 CANVAS ROOF/REAR PANEL
DOES NOT FIT WITH 2877946 OR 2876963-067

WINCHES

FEATURES	PRO PRO HEAVY DUTY SERIES	HD HEAVY DUTY SERIES	
RAPID ROPE RECOVERY	STANDARD	NOT AVAILABLE	
AUTO STOP TECHNOLOGY	STANDARD	OPTION	
WINCH LINE	SYNTHETIC ROPE	STEEL CABLE	
CONTROL	WIRELESS STANDARD, WIRED OPTION	WIRED STANDARD, WIRELESS OPTION	
MODEL	2,041 kg	1,588 kg	ADD REQUIRED CABLES
570 FULL-SIZE '16-22 CREW 570 FULL-SIZE '16-22	2882238	2881669	3-SEAT MODELS: 2881684 CREW MODELS: 2880929

UPGRADE YOUR HD WINCH WITH THESE ACCESSORIES

WIRELESS REMOTE

- Up to 15 m range with LED indicator
 - Direct plug and play operation
- » 2879316
Works with 2881669

SYNTHETIC ROPE

- 1,588 kg
» 2878888
1,588 kg
» 2879187
- #### STEEL CABLE
- 1,588 kg
» 2878890

AUTO STOP UPGRADE

- Billeted aluminum
 - Replaces stock fairlead
- » 2881693
Works with 2881669
SYNTHETIC ROPE REQUIRED

UPGRADE YOUR CONTROLS HD OR PRO HD WINCHES

WIRED REMOTE CONTROL

- Must order remote handle and socket together
- » REMOTE HANDLE 4013466
» SOCKET 4014228


POWER CONTROLLER

- Control your winch and plow hydraulics directly from the shift knob
- » 2879227
EV '11-22, CREW 570-4 '14-21, 570 FULL SIZE '17-22, 570 '14-21, 500 '11-22

DO MORE:



COOLERS
P. 46



COLD WEATHER
P. 50



HUNT
P. 48



LIGHTING
P. 56

PROTECTION



BRUSHGUARDS

- Provides front impact resistance and headlight protection
- Durable, scratch-resistant black powder-coated finish
- Can be used with accessory winch or plow system
- Does not interfere with rear cargo drop gate

» FRONT • 2881662
CREW 570 FULL SIZE '18-22, 570 FULL SIZE '17-22



HORN

» 2875048
570 FULL SIZE '17-22

REVERSE BEEPER

» 2880631
CREW 570-4 '15-21, 570 '15-21, 500 '17-22

LOCK & RIDE

ADD STORAGE TO YOUR RANGER 570 P. 76

HIT THE TRAILS
RANGER 150 EFI
ACCESSORIES



NEW
HALF DOOR WINTER AVAILABILITY

- Steel half doors protect your cab from rocks and debris
- Added comfort with padded elbow guards

» **BLACK • 2889022**
150 EFI '18-22



**FRONT & REAR
BRUSHGUARD - SET**

- Includes front and rear bumper
- Durable, E-coated steel construction

» **BLACK • 2883287**
150 EFI '18-22



SPORT ROOF - POLY

- Shields you from rain, snow, sun
- Easy install

» **BLACK • 2883289**
150 EFI '18-22

YOUTH CRAWLER TIRE

- Upgraded youth tire for added durability
- Increased ground clearance and performance

		TREAD DEPTH	TIRE WEIGHT	PLY RATING	SIDEWALL BELTS	LOAD RATING
12"	22" x 8" R12 5416945	FRONT/ REAR	13 mm	13 kg	6	3
12"	22" x 10" R12 5416944					



YOUTH BUCKLE - BLACK

» FRONT • 12" x 7" • 1524114
» REAR • 12" x 8" • 1524115
150 EFI '18-22



**PRO ARMOR WHEEL & TIRE KIT:
YOUTH CRAWLER & BUCKLE**

» **2885154**
150 EFI '18-22



FULL-WINDSHIELD - POLY

- .32 cm clear poly carbonate
- Mounts with four simple P-clamps

» **2883288**
150 EFI '18-22



HALF-WINDSHIELD - POLY

- 33 cm tall
- .32 cm clear poly carbonate
- Mounts with four simple P-clamps

» **2883298**
150 EFI '18-22

FOR THE LIFE OF YOUR RIDE

PARTS THAT PUSH THE LIMITS WITHOUT SACRIFICING STRENGTH AND DURABILITY.
We build our products so anyone with the right tools can maintain their vehicle.

POLARIS
ENGINEERED PARTS & LUBRICANTS

PARTS & GARAGE

MAINTENANCE

OIL & LUBRICANTS

MAINTENANCE FLUIDS

BATTERIES & GARAGE ACCESSORIES

HD PARTS

SERVICE PARTS

TIRE SEALANT & TRAILERING

POLARIS POWER

93

MAINTENANCE TIP

BREAK-IN PERIOD

The break-in period for your new RANGER is the first 25 hours of operation, or the time it takes to use the first two tanks of fuel. No single action on your part is as important as a proper break-in period. Careful treatment of a new engine will result in more efficient performance and longer life for the engine.

NOTICE: Excessive heat build-up during the first three hours of operation will damage close-fitted engine parts. Do not operate at full throttle or high speeds for extended periods during the first three hours of use.

AIR FILTER

A clogged air filter can restrict air flow to the engine leading to reduced engine performance, engine life or catastrophic failure.

BRAKE PADS

Maintaining and/or replacing brakes are critical to the safety and functionality of a vehicle. Brake pads should be checked for wear and oil or grease (petroleum products) contamination and brake discs should be checked for cracks, excessive corrosion or warping.

HALF SHAFT

Check for tears and punctures in the boot, which can lead to CV joint wear that can contribute to axle failure.

BATTERY

To ensure a battery maintains its level of charge when unused for extended periods of time or during freezing weather, the battery should be connected to a BatteryMINDER (see P. 98). Be sure to check for corrosion from the terminals to the ends of the cables.

DRIVE BELT

Polaris Engineered belts deliver unmatched performance for your off-road vehicle. Developed and tested on all our engines for all environments and conditions. Check your belt for delamination, hour glassing and glazing.

BREAK-IN PERIOD

- Use lower gear (if available) while varying speeds and avoid wide open throttle for 8-16 km
- If no low gear is available, vary at moderate speeds while avoiding wide open throttle for 80 km

OUR INVESTMENT

- 32,187 km of field testing
- Thousands of dyno hours
- 18+ months of development (13,000+ design hours) per belt
- 1,500+ vehicle validation hours
- Collaboration with powertrain and clutch engineers

YOUR ADVANTAGE

- No clutch recalibration
- Less wear and tear due to heat
- Ensure maximum vehicle performance
- More time riding, less time wrenching
- Produced in collaboration with powertrain and clutch engineers to ensure a perfect fit, maximum performance and ultimate durability

OIL FILTER

Change oil filters with every oil change to provide the best engine protection and keep the engine operating at peak performance.

FOLLOW RECOMMENDED SERVICE INTERVALS IN THE OWNER'S MANUAL

MAINTENANCE SCHEDULE

25 HRS / 400 km

BREAK-IN MAINTENANCE

ENGINE OIL & OIL FILTER:
CHANGE

GENERAL LUBRICATION:
ALL FITTINGS, PIVOTS, CABLES, ETC.

AIR FILTER:
INSPECT & REPLACE AS NEEDED

EXHAUST SYSTEM:
INSPECT & CLEAN
INSPECT FOR LEAKAGE OR CARBON BUILD UP AT JOINTS
INSPECT & CLEAN SCREEN TYPE SPARK ARRESTOR

50 HRS / 800 km

6 MONTHS

EXHAUST SYSTEM:
INSPECT & CLEAN
INSPECT FOR LEAKAGE OR CARBON BUILD UP AT JOINTS
INSPECT & CLEAN SCREEN TYPE SPARK ARRESTOR

GENERAL LUBRICATION:
ALL FITTINGS, PIVOTS, CABLES, ETC.

100 HRS / 1,600 km

12 MONTHS

ENGINE OIL & OIL FILTER:
CHANGE

DRIVE BELT:
INSPECT & ADJUST
REPLACE AS NEEDED

TRANSMISSION FLUID:
CHANGE

FRONT DRIVE FLUID:
CHANGE

DRIVE BELT:
INSPECT & ADJUST
REPLACE AS NEEDED

EXHAUST SYSTEM:
INSPECT & CLEAN
INSPECT FOR LEAKAGE OR CARBON BUILD UP AT JOINTS
INSPECT & CLEAN SCREEN TYPE SPARK ARRESTOR

150 HRS / 2,400 km

18 MONTHS

ENGINE OIL & OIL FILTER:
CHANGE

BATTERY:
TEST, CLEAN & REPLACE AS NEEDED

DRIVE BELT:
INSPECT & ADJUST
REPLACE AS NEEDED

TIRES:
INSPECT CONDITION & PRESSURE

EXHAUST SYSTEM:
INSPECT & CLEAN
INSPECT FOR LEAKAGE OR CARBON BUILD UP AT JOINTS
INSPECT & CLEAN SCREEN TYPE SPARK ARRESTOR

200 HRS / 3,200 km

24 MONTHS

ENGINE OIL & OIL FILTER:
CHANGE

BRAKE PADS & FLUID:
INSPECT & CLEAN
REPLACE AS NEEDED

SPARK PLUGS:
INSPECT
REPLACE AS NEEDED

EXHAUST SYSTEM:
INSPECT & CLEAN
INSPECT FOR LEAKAGE OR CARBON BUILD UP AT JOINTS
INSPECT & CLEAN SCREEN TYPE SPARK ARRESTOR

250 HRS / 4,023 km

30 MONTHS

ENGINE OIL & OIL FILTER:
CHANGE

BATTERY:
TEST, CLEAN & CHECK FLUID LEVEL
REPLACE AS NEEDED

DRIVE BELT:
INSPECT & ADJUST
REPLACE AS NEEDED

GENERAL LUBRICATION:
ALL FITTINGS, PIVOTS, CABLES, ETC.

EXHAUST SYSTEM:
INSPECT & CLEAN
INSPECT FOR LEAKAGE OR CARBON BUILD UP AT JOINTS
INSPECT & CLEAN SCREEN TYPE SPARK ARRESTOR

300 HRS / 4,828 km

36 MONTHS

ENGINE OIL & OIL FILTER:
CHANGE

AIR FILTER:
INSPECT & REPLACE AS NEEDED

GEARCASES:
CHECK OIL LEVEL

EXHAUST SYSTEM:
INSPECT & CLEAN
INSPECT FOR LEAKAGE OR CARBON BUILD UP AT JOINTS
INSPECT & CLEAN SCREEN TYPE SPARK ARRESTOR

CHECK YOUR OWNER'S MANUAL FOR ADDITIONAL RECOMMENDED SERVICE ITEMS AND VEHICLE-SPECIFIC TIMING

OIL



NEW PS-4 FORMULATIONS BEST PROTECTION, BEST PERFORMANCE

Our new PS-4 5W-50 formulation and PS-4 Extreme Synthetic 0W-50 have been designed to provide the best fluid technologies for long lasting wear protection. These formulations include a new Polaris exclusive additive system to keep the engine cleaner from deposit build-up to maximize power and powersports-grade synthetic base stocks that provide the ultimate in engine protection.

PS-4 5W-50 FULL-SYNTHETIC OIL

Optimal for ambient operating temperatures of -40° C to 38° C

» .95L	» 3.8L	» 60.6L	» 208 L Drum	» 1249 L Tote
2876244	2876245	2876247	2876246	2878814

PS-4 0W-50 EXTREME FULL-SYNTHETIC OIL

Optimal for ambient operating temperatures of -43° C to 54° C

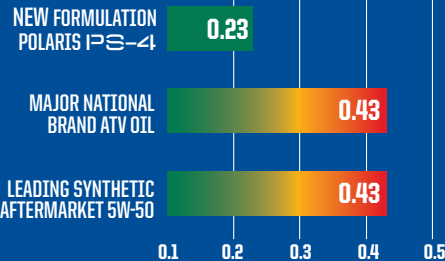
» .95L	» 3.8L	» 60.6L	» 208 L Drum	» 1249 L Tote
2889395	2889396	2889397	2889398	2889399

OIL CHANGE KITS

These convenient kits include everything needed including filter and oil volume per vehicle

PS-4 5W-50		PS-4 [EXTREME DUTY] 10W-50
PART NUMBER	VEHICLE FITMENT	PART NUMBER
2202166	RANGER/RZR/SPORTSMAN 570, TWIN 600, TWIN 700, TWIN 800	2879004
2879323	RANGER, POLARIS GENERAL 900-1000, RZR 900-1000, RS1	2879324
2877473	RANGER/SPORTSMAN 300-500, SPORTSMAN/SCRAMBLER500/850/1000	2878924
2881696	RZR TURBO	2881697

ENGINE WEAR TEST LOWER NUMBER = LESS WEAR OF CRITICAL ENGINE PARTS LESS WEAR MEANS LONGER ENGINE LIFE



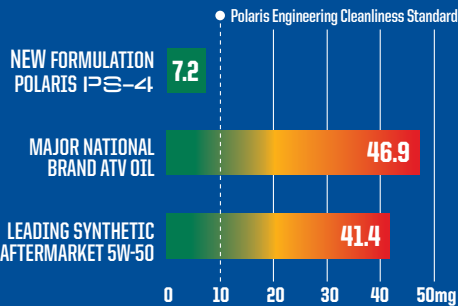
ASTM D4172. In 3rd party against 11 competitive products Polaris had 40% or better wear protection compared to all of the test products.

THE BEST PROTECTION

- At least 40% improved wear protection compared to previous Polaris PS-4 formulation and all aftermarket oils tested

Best engine protection against wear for the longest engine life.

DEPOSIT TEST LOWER DEPOSITS = MAXIMUM POWER



ASTM D6395. In 3rd party against 9 competitive products Polaris PS-4 had less than half the deposits compared to the next closest product. No other tested products met Polaris Engineering standards for deposit cleanliness.

MAXIMUM PERFORMANCE

- New improved PS-4 formulation provides 33% less deposits than previous PS-4 formula
- At least 50% less deposits than all aftermarket oils tested

The cleanest engine for maximum power and performance!

POLARIS EXTREME SYNTHETICS

Our new PS-4 Extreme Synthetic 0W-50 formulation applies only to the **absolute highest performance** products we sell, for ultimate protection and performance in the most extreme conditions.



- Our best extreme high temp formulation, excellent for severe high temperatures and for racing, even at temps over 54°C.
- Provides easier starting and cold temperature protection, even to extreme cold temps of below -42°C.
- Latest in premium synthetic PAO and Ester base stocks along with careful balance of moly and ZDDP additives for ultimate long lasting wear protection.

- Polaris exclusive clean engine additive system reduces deposits and carbon build-up for peak performance and power.



POLARIS INVESTS IN EACH OIL
AT AND ABOVE THESE LEVELS

12+ DEDICATED
TEAM MEMBERS

FOCUSED ON
POLARIS OIL

18+
MONTHS

DEVELOPMENT
& TESTING

76,000+
HOURS

DYNO
TESTING

482,803
KILOMETERS

FIELD
TESTING

MAINTENANCE FLUIDS



ENGINE OIL

Maximum protection for your 4-cycle engine.

Change every 100 hours, 6 months or 800 km.



AGL

Protect gears, drive chain and bearings from scoring and wear.

Change every 100 hours, 12 months or 1,600 km.

- » .95 L • 2878068
- » 3.8 L • 2878069
- » 9.5 L • 2878070
- » 208 L • 2879594



ORV MAINTENANCE KITS

Everything you need, in the correct fluid volumes, to maintain your drive train and keep your vehicle in top operating condition

- Includes: 1.4 L AGL, .95 L Angle Drive Fluid, .47 L Demand Drive Fluid, 29.6-88.7 mL tube of All-Season Grease
» 2880425
ALL MODELS
- Includes: .47 L of PS-4, 2 Spark Plugs, 1 Air Filter, 1.9 L of AGL, .47 L Demand Drive Fluid & 1 Paper Oil Funnel
» 2830555
'13-'19 XP 900
- **NEW** Includes: 2 Spark Plugs, 1 Air Filter, 1.9 L PS-4, 1 Oil Filter, .47 L Demand Drive Fluid, 1.9 L AGL, 1 Crush Washer, 1 Paper Funnel
» 2830556
'18-'22 XP 1000



PREMIUM GAS SHOCK OIL

- » .95 L • 2874124
WALKER EVANS RACING REBUILDABLE SHOCKS
- » .95 L PREMIUM • 2870995
- » 9.5 L PREMIUM • 2872279
FOX REBUILDABLE SHOCKS



SUSPENSION/ U-JOINT GREASE

- » 89 mL • 2871515
- » 414 mL • 2871551



CHAIN LUBRICANT

- Provides superior anti-wear and shock protection
- » 473 mL AEROSOL 2872348



ALL-SEASON GREASE TUBE

- Specialized water-resistant lubricant
- » 89 mL • 2871322
- » 414 mL • 2871423



ANGLE DRIVE FLUID

- Extreme pressure, anti-wear and high viscosity film lubrication for maximum protection
- » .95 L • 2876160
- » 9.5 L • 2872276
SPORTSMAN, RANGER, RZR ANGLE DRIVE GEAR CASE SYSTEMS



GENERATOR OIL

- 4-cycle engine oil
- » .95 L • 2879383



CARBON CLEAN

- Ultimate fuel and injection system cleaner
- » 355 mL • 2881413



ADVANCED FUEL TREATMENT

- Dual antioxidant formula protects jets and fuel system from gum and varnish
- » 355 mL • 2881416
- » 9.5 L • 2881417



DOT 4 BRAKE FLUID

A high-quality brake fluid designed for use in Polaris hydraulic brakes.

Change every 200 hours, 2 years or 3,200 km.

- » 355 mL • 2872189



ANTI-FREEZE

Prevent corrosion on metal components, eliminate scaling and maximize cooling system performance.

Change every 60 months.

- » .95 L • 2880514
- » 3.8 L • 2880513
- » 208 L • 2880512



DEMAND DRIVE FLUID

Provide positive 4WD engagement in extreme cold or high heat conditions and protect internal components under heavy loads.

Change every 100 hours, 12 months or 1,600 km.

- » .95 L • 2877922
- » 9.5 L • 2877923





BatteryMINDER®

ENSURE YOUR RIDE IS
READY WHEN YOU ARE.

GARAGE ACCESSORIES







NEW
**PREMIUM
MAINTENANCE TOOL KIT**

• Includes everything you need to work on and repair Polaris vehicles

» 2830565

- Add years of capacity, power and range to new and older batteries, regardless of type or brand
- Never over- or under-charged in any temperature
- Leave your vehicle connected for months and return to fully charged and conditioned batteries
- Recover older or weak batteries that would normally need to be replaced
- Charge and maintain extra backup batteries, as well as those in your vehicle
- Automatic turn-on, sleeps while keeping your batteries at full charge
- Easy push-button selector to change battery type or time



				
	2012 AGM 2 AMP	2012 LEAD ACID 2 AMP	1510 1.5 AMP	1.5 AMP CONVERTIBLE
PART NUMBER	2830438	2830531	2830404	2830511
VOLTAGE	12 V	12 V	12 V	12 V
CHARGING CURRENT	2 amp	2 amp	1.5 amp	1.5 amp
OVERCHARGE PROTECTION	Yes			
BATTERIES MAINTAINED	6 at one time		4 at one time	
BATTERY COMPATIBILITY	12 V Sealed AGM Lead-Acid	12 V Flooded (filler cap) and Sealed Maintenance-Free Batteries		
COMES WITH	<ul style="list-style-type: none">• Non-fused battery clip cord set with Quick Connector	<ul style="list-style-type: none">• BC-2410: 61 cm non-fused battery clip cord set with Quick Connector• RTA-2415: 61 cm fused ring terminal cord set with Quick Connector• ATS-1: Ambient temperature sensor	<ul style="list-style-type: none">• Ambient temperature sensor (installed)• 3.7 m power cord• Battery clip cord set with Quick Connector• Optional permanent mounting tab	<ul style="list-style-type: none">• Auto-temp compensation sensor (installed)• Optional permanent mounting brackets and screws• Battery clips (fully-insulated, aircraft grade, 15A replaceable fuse)• Ring terminal assembly with 15A replaceable fuse
KEY FEATURES	Designed for high-performance specialty AGM sealed batteries	Diagnoses battery condition - can predict failing batteries	Easy to use, economical	Convertible on-vehicle or bench top use

BATTERY MAINTENANCE TIPS

Extend your battery life with a BatteryMINDER and these tips:

1. Store batteries in a cool, dry location.
2. Check that the battery connections are tight. Cables should not be able to be rotated or shifted by hand.
3. If your battery has a drain tube, make sure it is free of clogs.
4. Clean your battery - use a soft brush to scrub the top of the battery. Use baking soda to remove grease.
5. Connect a BatteryMINDER after using your vehicle even if the vehicle is in regular use.



NEW
**1,000 AMP ULTRASAFE
LITHIUM JUMP PACK**

• Delivers 1,000 amps for jump starting a dead battery in seconds

» 2830547



NEW
**JUMP PACK
PROTECTION CASE**

• Lightweight, durable and rugged custom exterior

» 2830548



FLEX SPOUT

• Fits all Polaris quart, gallon and 2.5 gallon bottles

» 2871285



FLUID FUNNEL

• Easily add oil with high accuracy

» 2830552



GREASE GUN

• Enables easy application of grease

» 2871312

FITS 2871322 ALL-SEASON AND 2871515 U-JOINT 88.7 mL



PUMP

• Fits 1 and 2.5 gallon bottles

» 2870465



FLUID TRAY

• Holds up to 8 quarts of fluid

» 2830551



**2D BATTERY-OPERATED
SIPHON PUMP**

• Liquid transfer pumps 5-6 quarts/min suctioning power

» 2830513



**POLARIS
SHOP TOWELS**

» 200 CT WITH DISPENSER (SHOWN) 2830402

» 200 CT REFILL • 2830403

» 64 CT REFILL • 2830440



OIL FILTER WRENCH

• Remove Polaris ORV oil filters with ease

» 2830550



FLUID SYRINGE

• Easily add and remove fluid from your vehicle

» 2830553



**POLARIS HEAVY-DUTY
SCRUBBER WIPES**

» 90 CT • 2830441

BatteryMINDER ACCESSORIES



**BatteryMINDER
3.7 m CABLE**

• Made with heavy-duty, 16-gauge black zip cord featuring automotive SAE bullet connectors

» 2830410



**BatteryMINDER
VPP-12:12/24 VOLT
VEHICLE POWER PLUG**

• Allows easy connection to vehicle battery through lighter or 12/24 V power port with replaceable 15 amp fuse

» 2830518



**BatteryMINDER
SPLITTER**

• Connect two batteries simultaneously for easy battery maintenance

• Cap includes a set of ring terminals

» 2830409



**BatteryMINDER
RING TERMINAL**

• Features 61 cm long 18-gauge wire

• Plug has standard .8 cm negative and .95 cm positive terminals

• Replaceable 15 amp in-line fuse for circuit protection

» 2830437



**BatteryMINDER
EZ CONNECT**

• Allows for quick, easy connecting and disconnecting of your BatteryMINDER

• Includes a set of ring terminals

» 2830411



POLARIS X3 CREEPER

- Three positions: Flat, 45-degree angle or seated work stool
 - Helps you perform any repair with ease
 - Stay dry and warm away from cold, wet cement floors
 - Easily stores away when not in use
- » BLACK • 2830429



**POLARIS MAGNETIC
PARTS TRAY**

» SILVER • 2830432



**POLARIS 8.4 cm
TELESCOPIC MAGNET**

» BLACK • 2830435



**POLARIS 30.5 cm HI-TORQUE
RATCHETING DRIVER**

» BLACK / BLUE • 2830434



**POLARIS LED POCKET
FLASHLIGHT**

» BLACK • 2830436

HD HEAVY DUTY PARTS

All Polaris parts are developed and tested to help you get the most out of your ride. We're taking the passion of our riders, workers and outdoor enthusiasts to the next level with HD Parts.

Engineered and designed for:

- Greater durability
- Enhanced performance
- Greater wear and tear capabilities
- All weather conditions

NEW OIL FILTERS

The advanced synthetic material built into these filters offers the highest debris holding capacity, maintains oil flow and maximizes performance.

OE	HD
2540086	2522498

WHEEL BEARINGS

Fully sealed for added protection against intrusions. Made of a higher grade steel for extended life in extreme conditions.

LOCATION	OE	HD
FRONT WHEEL BEARINGS	3514924	3515090
	3514634	3515088
REAR WHEEL BEARINGS	3514924	3515090
	3514917	3515087
	3514635	3515087

WHEELS & TIRES

Class leading durability for off-road performance and traction for confident driving in extreme conditions.

- » 1524022-458 • HD WHEEL - 14×7*
- » 5417507 • PRO ARMOR HD-K - 29×10R14*
- » 5457498-458 • HD WHEEL CENTER CAP*
- » 5415756 • PRO ARMOR XD-K FRONT
- » 5415757 • PRO ARMOR XD-K REAR

* SHOWN

NEW DRIVE BELTS

The enhanced rubber material compound in these belts keep them cool in extreme heat, while our patented cord treatment process maximizes the transfer of horsepower to the ground for those customers hauling heavy loads.

OE	HD
3211149	3212326
3211169	
3211196	
3211113	3212328

BUSHINGS

The advanced material compound of the bushings enables tighter tolerances to reduce overall wear on the system, while the superior triple lip sealing prevents intrusion of the elements.

LOCATION	OE	HD
FRONT UPPER BUSHINGS	5439874	1543367
	5439730	1543326
FRONT LOWER BUSHINGS	5439874	1543367
	5439730	1543326
REAR UPPER BUSHINGS	5439874	1543367
	5439730	1543326
REAR LOWER BUSHINGS	5439874	1543367
	5439730	1543326
UPPER HUB BUSHINGS	5439270	1543326
LOWER HUB BUSHINGS	5439270	1543326

NEW BRAKES

Engineered to provide longer life and better stopping power while riding in extreme conditions.

OE	HD
2205949	2208933
2202413	2208934
2203318	2208936


BUSHING KITS

Easily update the entire front and rear suspension.

- » 2830560
XP 900 '13-'19, XP 900 CREW '14-'19, XP 1000 '17, XP 1000 CREW '17, 570 FULL SIZE '15-'20, 570 FULL SIZE CREW '15-'20
- » 2830561 (SHOWN)
570 EFI '14-'20, 570 EFI CREW '14-'20

Claims made based off testing and performance of Polaris HD Parts against standard OEM parts made by Polaris and competitor brands under normal use.

For more information regarding Polaris HD parts including vehicle compatibility, installation and maintenance, please contact your authorized Polaris ORV dealer.



SAND



MUD



WATER




EXTREME COLD



EXTREME HEAT UP TO 54° C



HEAVY PAYLOADS



EXTENDED LIFE

SERVICE PARTS

Polaris Engineered service parts deliver unmatched performance and fit for your off-road vehicle.

All service parts are engineered specifically for your machine. Which means everything is designed, tested and perfected to maximize the life of your ride. Getting Polaris Engineered parts is a decision that pays off in the long run, because it ensures there is a long run.



**PARTS
FINDER**

**VISIT YOUR POLARIS DEALER TO
SHOP FOR SERVICE PARTS.**

OVER
100,000
PARTS
AVAILABLE!



FOR THE LIFE OF YOUR RIDE

Maintenance is the key to keeping your Polaris off-road vehicle performing at its peak. Items like belts, lubricants, and batteries represent only a few of these critical items engineered specifically by Polaris.



POLARIS ENGINEERED DRIVE BELTS

TESTED, PERFECTED

We test each belt on the intended vehicle – we don’t just try to make an existing belt “just work”.
– Amery Kuhl, Polaris CVT System Engineer

OUR INVESTMENT

- 32,187 km of field testing
- Thousands of dyno hours
- 18+ months of development (3,000+ design hours) per belt
- 1,200+ vehicle validation hours
- Collaboration with powertrain & clutch engineers

YOUR ADVANTAGE

- No clutch recalibration
- Less wear & tear due to heat
- Ensure maximum performance of your vehicle
- More time out riding, less time wrenching

**OUR INVESTMENTS ENSURE POLARIS BELTS
OUTPERFORM YOUR EXPECTATIONS.**

CV BOOT REPAIR KIT*

- A quick trail-side fix to increase trail time
- The flexible and durable boot material expands "over a cone tool for CV boot repairs, without disassembling CV axles
- Universal fit - works as a temporary fix for most powersports axles
- All components fit inside the cone, and a cover is provided for compact durable storage
- Easily fits in a cargo box, attached to the roll cage, in the glovebox or many other storage locations



Items shown are contained inside cone

FIX ON THE GO | TEMPORARY COVERAGE

UTV CV BOOT REPAIR KIT

- Kit includes the following items:
- (1) Expandable XL CV Boot
 - (1) Reusable Cone Tool
 - (2) CV Boot Clamps
 - (1) Tube of Silicone Lube
 - (1) Grease Packet
 - (1) Cone Cover
- » 2830526

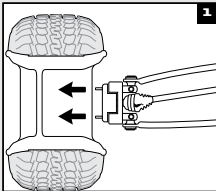
UTV TRAIL BOOT ONLY

» 2830527

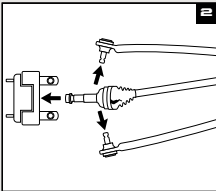
ATV

- » CV REPAIR KIT 2830528
- » TRAIL BOOT ONLY 2830529

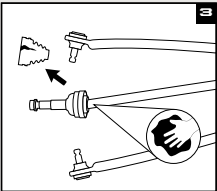
HOW TO INSTALL



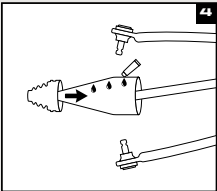
Remove wheel and axle nut.



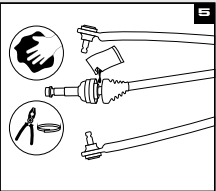
Remove brake caliper, hub, tie rod and upper and lower ball joints.



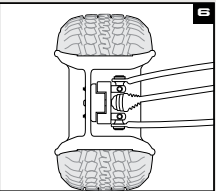
Remove old boot and clean joint.



Spread silicone lube on entire cone tool. Slide boot over cone tool, large end first. See package for outer boot instructions.



Empty the bag of grease into the CV joint/boot, clean sealing points and install clamps.



Reassemble tie rod, ball joints, brake caliper, axle nut, tire and wheel.

Refer to your service manual for further instructions and torque specifications.
*Designed for temporary CV boot repair. Purchase the OEM CV Boot for a permanent repair.

TIRE SEALANT

HOW IT WORKS

Tire sealant remains liquefied inside the tire until a leak develops in the tire or wheel.



Once a leak occurs, the tire sealant rushes out of the tire and quickly creates a permanent solid plug.

The plug maintains the pressure of the tire so you can continue your ride.



HOW MUCH TIRE SEALANT DO YOU NEED?

TIRE HEIGHT (IN.) × TIRE WIDTH (IN.) / 5 = LITERS REQUIRED PER TIRE

27" × 10" / 5 = 1.6 L

PREMIUM TIRE SEALANT

- Instantly seals and repairs rim, bead leaks and punctures up to 0.64 cm on standard tires and 1.9 cm on heavy ply tires
- Helps maintain air pressure for the life of the tire
- Helps seal the tire bead against the wheel
- 100% water soluble for easy cleanup
- Will not rust, corrode or pit wheels
- Creates permanent repair
- Remains fluid and effective in temperatures down to -43° C
- Easily installed through existing tire valve stem with valve core removed

- » 946 mL • 2830484
- » 3.8 L • 2830485
- » 19 L • 2830486
- » 19 L PUMP • 2830487

- » 208 L • 2830489
- » 1041 L • 2830488

TRAILERING



CALIBER RAMP PRO

- Designed for ATVs and UTVs up to 127 cm wide
 - Integrated grip glides for ultimate traction
 - Folding sides for easy transportation and storing
- » 132 cm × 229 cm • 2884576




ALUMINUM ARCHED LOADING RAMPS

- Capacity for up to 1,361 kg
- » 193 cm × 30.5 cm • 907 kg • 2875384
- » 224 cm × 30.5 cm • 1,361 kg • 2875386



LIGHTWEIGHT TRI-FOLD RAMPS

- Ramp folds up for transport
 - Capacity for up to 680.7 kg
 - Safety straps included
- » 183 cm × 130 cm • 2875385
- » 208 cm × 130 cm • 2875860

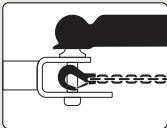


FOLDING ALUMINUM ARCHED RAMPS

- Ramp folds up for transport
 - Up to 680 kg total capacity, 340 kg per individual ramp
 - Safety straps included
- » 224 cm × 30.5 cm • 2875387

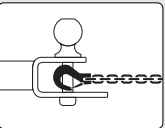
HITCHES

3:1 HITCHES
VERSATILE 3 IN 1 FUNCTIONALITY

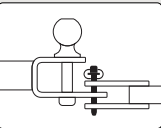


BALL

- Ball, hook and pin design
- Durable, rust resistant steel with black powdercoated finish



HOOK



PIN

- Removable ball
- HD 1.6 cm pin and clip



HITCH WITH 5 cm BALL

- » 5 cm × 5 cm RECEIVER 2830522
- » 3 cm × 3 cm RECEIVER 2830523



4.8 cm BALL

- 4.8 cm replacement ball for hitch
 - Designed to work with 3:1 Hitch
- » 2830524



5 cm HITCH BALL MOUNT

- » 5 cm RECEIVER TONGUE 2875320



TRAILER BALL 1.9 cm SHANK

- » 5 cm BALL • 2877603
- » 4.8 cm BALL • 2877602



RECOVERY STRAP

- 5 cm × 9.1 m
 - 8,165 kg maximum load / 4,082 kg maximum vehicle weight
 - Built in strap wrap - easy storage
 - Loops sewn in to webbing
 - 1 Strap bag
- » 2884033



RATCHET STRAP

- 3.8 cm × 4.6 m straps, 2 Pack
 - Heavy duty webbing
 - 2,495 kg maximum load / 831 kg working load
 - 2 Pack
- » 2884031



RATCHET STRAP

- 5 cm × 6.1 m Ratchet Straps with heavy duty webbing
 - 4,536 kg Maximum Load / 1,497 kg Working Load
 - Floating D-Rings
 - Double J-Hooks
- » 2884032



SHOCK STRAPS

- 3.8 cm 1,361 kg breaking strength
 - Keeps tension on tie-down straps to secure load
 - 2 Pack
- » 2883296 × 3.8 cm × 4.5 m
- » 2883295 × 3.8 cm × 2 m

COVERS

2-SEAT & CREW TRAILERING COVERS

- » 2880632 • 570/500/EV EV '15-21, 570 '15-22, 500 '17-22
- » 2880633 • 570 CREW CREW 570-4 '15-22



3-SEAT & CREW TRAILERING COVERS

- » 2883419 • XP 1000 XP 1000 '15-22, 1000 '20-22
- » 2883840 • CREW XP 1000/900/DIESEL XP 1000 '18-22, CREW XP 1000 '17-22, CREW 1000 '20-22
- » 2882160 • POLARIS PURSUIT CAMO SxS FIELD COVER XP 1000 '14-22, EV '11-22, 570 FULL-SIZE '17-22, 570 '14-22, 500 '11-22, 1000 '20-22

POLARIS POWER

FOR THE WORKERS, PLAYERS
AND SAVE-THE-DAYERS.



THE POWER TO EMPOWER

At Polaris Power, we are committed to powering more.
We proudly donate 3% of our profits by providing
portable power to areas affected by natural disasters
and the organizations providing relief in North America.

PARTS & GARAGE

MAINTENANCE

OIL & LUBRICANTS

MAINTENANCE
FLUIDS

BATTERIES & GARAGE
ACCESSORIES

HD PARTS

SERVICE PARTS

TIRE SEALANT
& TRAILERING

POLARIS POWER



P2000i

Inverter Generator

2830532

1600

Running
Watts

2000

Starting
Watts

16.7

Max Amps
at 120V

7.6

Run Time at 25%
Load w/ Smart
Throttle (hrs)

62

Noise Level
at 25% Load
(dBA)

FEATURES



Extension Cord
Management



Multi Functional
Digital Display



Illuminated
Control Panel



Multi Handle Design



Parallel Capable

BEST USED FOR



Tailgating



Off-Grid



Camping



ACCESSORIES

2830536
2830540

INVERTER PARALLEL KIT
ALL WEATHER COVER

2884865
2879383

HIGH ALTITUDE MODIFICATION KIT
GENERATOR OIL



P3200iE

Inverter Generator

2830533

2800

Running
Watts

3200

Starting
Watts

23.3

Max Amps
at 120V

10.1

Run Time at 25%
Load w/ Smart
Throttle (hrs)

67

Noise Level
at 25% Load
(dBA)

FEATURES



Key Fob
Remote Start



Multi Functional
Digital Display



Fuel Gauge



Extension Cord
Management



Parallel Capable

BEST USED FOR



DIY Remodeling



One Room Backup



Camping



ACCESSORIES

2830536
2830541

INVERTER PARALLEL KIT
ALL WEATHER COVER

2884866
2879383

HIGH ALTITUDE MODIFICATION KIT
GENERATOR OIL

READ, UNDERSTAND AND FOLLOW YOUR OWNER'S MANUAL. Never operate a generator indoors. Generator exhaust contains carbon monoxide vapors and exposure can result in severe injury or death. Gasoline is highly flammable and explosive under certain conditions. Always use extreme care whenever handling gasoline.



P5500

Open Frame Generator

2830534

5000	5500	20/30	5	75
Running Watts	Starting Watts	Max Amps at 120/240V	Run Time (hrs)	Noise Level (dBA)

FEATURES

Extension Cord Management

Fuel Gauge

Electric Start

Rough Terrain Wheel

BEST USED FOR

Construction

Home Backup

RV'ing

ACCESSORIES

2830542	ALL WEATHER COVER
2884867	HIGH ALTITUDE MODIFICATION KIT

2879383	GENERATOR OIL
---------	---------------

P6500

Open Frame Generator

2830535

6000	6500	20/30	5	75
Running Watts	Starting Watts	Max Amps at 120/240V	Run Time (hrs)	Noise Level (dBA)

FEATURES

Extension Cord Management

Fuel Gauge

Electric Start

Rough Terrain Wheel

BEST USED FOR

Construction

Home Backup

RV'ing

ACCESSORIES

2830542	ALL WEATHER COVER
2884867	HIGH ALTITUDE MODIFICATION KIT

2879383	GENERATOR OIL
---------	---------------

PARTS & GARAGE

MAINTENANCE

OIL & LUBRICANTS

MAINTENANCE
FLUIDS

BATTERIES & GARAGE
ACCESSORIES

HD PARTS

SERVICE PARTS

TIRE SEALANT
& TRAILERING

POLARIS POWER

110

111



OFF-ROAD RIDING JERSEYS

Mesh ventilated panels for maximum airflow
Elastic sleeves with non-restrictive cuffs

OFF-ROAD RIDING GLOVES

Adjustable wrist closure for a custom fit
Silicon finger grips and neoprene knuckle protection



TEKVEST FREESTYLE

Black | S-3XL | 2862577



BLACK
JERSEY | S-3XL | 2862718
GLOVE | S-3XL | 2862726

ORANGE
JERSEY | S-3XL | 2862719
GLOVE | S-3XL | 2862729

TEAL
JERSEY | S-3XL | 2862720
GLOVE | S-3XL | 2862727

GREEN
JERSEY | S-3XL | 2862721
GLOVE | S-3XL | 2862730

BLUE
JERSEY | S-3XL | 2862722
GLOVE | S-3XL | 2862728

YOUTH JERSEY
S-XL | 2862723

YOUTH JERSEY
S-XL | 2862724

YOUTH JERSEY
S-XL | 2862725



SHORT SLEEVE

Men's | S-3XL | 2860634
Women's | S-3XL | 2860636



LONG SLEEVE

Men's | S-3XL | 2860638
Women's | S-3XL | 2860640



RAIN JACKET

Gray | S-3XL | 2869527



RAIN PANTS

Gray | S-3XL | 2869528

COOLING SHIRTS

FABRIC TECHNOLOGY DESIGNED
TO KEEP YOU COOL

- Chemical-free fabric, Coolcore reduces the surface temperature up to 30% so you don't overheat
- Carries a 50 Ultraviolet Protection Factor rating, blocking 98% of harmful UV rays



RAIN JACKET & PANTS

PACKABLE WATERPROOF PROTECTION AGAINST
UNPREDICTABLE WEATHER

- 100% waterproof, lightweight and packable nylon
- YKK zippers
- Rain jacket has removable hood

HELMETS

FOR
POLARIS

NEW
TAN
XS-4XL
2862472



ALTITUDE

509 ALTITUDE 2.0 HELMET

LIGHTWEIGHT DESIGN, PERFORMANCE-INFUSED
STYLE AND FEATURES WITH ALL-DAY COMFORT

SHELL

- Strong, lightweight construction of carbon fiber or fiberglass

WEIGHT

- Composite as low as 1,260g
- Carbon fiber as low as 1,150g

FEATURES

- Superior fit for all-day comfort
- Removable Pro Series breath box provides excellent ventilation and air flow
- One-piece eyeport creates draft-free seal with 509 goggles
- Magnetic Fidlock chin-strap technology and integrated GoPro mount
- DOT- and ECE 22.05-approved

FIDLOCK



BLACK
XS-4XL
2861469

BLACK/RED
XS-4XL
2861472

RED/BLACK
XS-4XL
2861470

CARBON FIBER
BLACK/LIME
XS-4XL | 2861473

FOR
POLARIS

RED/BLACK
XS-4XL
2862467



TACTICAL

NEW TACTICAL 2.0 HELMET

BUILT FROM THE GROUND UP WITH INNOVATIVE
FEATURES FOR ULTIMATE COMFORT AND CONTROL

SHELL

- Shock-resistant, injection-molded thermoplastic

FEATURES

- Venturi vent system generates negative pressure at velocity and pulls moist air from the breath box
- Integrated eyeport seal is co-integrated with the breath box and creates a draft-free seal with 509 goggles for unparalleled warmth and clear field of view
- Magnetic Fidlock chin-strap technology
- DOT- and ECE 22.06-approved

FIDLOCK



MATTE BLACK
XS-4XL
2862468

GRAY
XS-4XL
2862469

LIME
XS-4XL
2862470

ORANGE
XS-4XL
2862471

TENACITY

TENACITY 4.0 HELMET

COMBINATION OF MODERN STYLE AND PREMIUM
PROTECTION WITH INCREDIBLE VALUE

SHELL

- Shock-resistant, injection-molded thermoplastic

WEIGHT

- 1,500g

FEATURES

- Through-flow, full-helmet ventilation
- ProClip quick release chin strap allows you to fasten the chin strap in seconds
- Removable breath box
- Tool-less adjustable roost shield
- Removable, washable liner
- DOT- and ECE 22.05-approved

LIME
XS-2XL
2861559



BLACK
XS-2XL
2861557

BLACK/GRAY
XS-2XL
2861558

BLACK/WHITE
XS-2XL
2861560

WHITE/RED
XS-2XL
2861561

PINK
XS-2XL
2861562

GOGGLES



ORANGE
2862561



LIME
2862559

NEW

509 KINGPIN OFF-ROAD GOGGLE

PREMIUM MATERIALS, ATTRACTIVE PRICE

FEATURES

- Oversized spherical lens delivers optimal peripheral vision
- Metal tear-off posts provide strength and durability
- Quick-change technology allows you to run the best lens tint for conditions



BLUE
2862562



STEALTH
2862560

NEW

509 MX6 OFF-ROAD GOGGLE

SUPER WIDE FIELD OF VIEW, ENGINEERED FOR DIRT

FEATURES

- PC outer lens with anti-scratch coating, and internal anti-fog coating
- Outriggers with latch system for quick lens change
- 45mm strap with silicone to hold strap in place



BLACK
2862557



RED/BLACK
2862558

APPAREL

RIDING GEAR

HELMETS & GOGGLES

MEN'S APPAREL

WOMEN'S APPAREL

MERCHANDISE

MEN'S APPAREL

BLACK
S-3XL | 2862569



NAVY
S-3XL | 2862570

NEW
WORK VEST

RUGGED AND DURABLE VEST THAT'S
IDEAL AS AN OUTDOOR LAYER

- Coated with Durable Water Repellency (DWR) to provide water-resistance
- 3M Thinsulate for added warmth with brushed flannel trim
- Three outer pockets for storage



BLACK
S-3XL | 2861434



GRAY
S-3XL | 2861435

SOFTSHELL JACKET

VERSATILE LIGHTWEIGHT JACKET THAT'S SURPRISINGLY
WARM AND PERFECT FOR EVERYDAY WEAR

- Casual jacket armed with rugged and warm features for everyday wear
- Superior DWR prevents precipitation from saturating the jacket's exterior
- Lined with 280g of soft fleece for warmth
- Removable hood and underarm venting, three external pockets and one internal chest pocket



NEW
RED
S-3XL | 2862451



CHARCOAL
S-3XL | 2860865



BRONZE
S-3XL | 2860864

FLANNEL JACKET

SHERPA FLEECE LINED JACKET DELIVERS
EXCEPTIONAL WARMTH AND COMFORT

- Warm sherpa lined fleece material
- Insulation to keep you warm
- Plenty of storage for your valuables



FOREST GREEN
S-3XL | 2860862



GRAY
S-3XL | 2860863



BLACK
S-3XL | 2861608

WORK JACKET

WARM AND RUGGED JACKET THAT'S TOUGH
FOR WORK AND STYLISH FOR PLAY

- Coated with Durable Water Repellency (DWR) to provide water-resistance
- Built in action back for increased range of motion
- 80g 3M Thinsulate for added warmth with brushed flannel trim
- One inner and four outer pockets for storage

NEW

REVOLVE VEST

REVERSIBLE

DURABLE AND WARM REVERSIBLE VEST
OFFERS TWO STYLES IN ONE

- Durable windbreak outer fabric helps protect from the elements
- 140g 3M Thinsulate insulation keeps you warm in cold weather
- Reversible vest offers two unique styles in one



BLUE/ORANGE
S-3XL | 2862566

NEW

WINDBREAKER JACKET

LIGHTWEIGHT, WINDPROOF JACKET THAT
PROVIDES PROTECTION WHILE RIDING

- 100% polyester windproof fabric
- Lightweight construction makes it easy to pack
- Three external pockets allow for maximum storage

Black | S-3XL | 2861541



FORCE JACKET

PACKABLE JACKET OFFERS LIGHTWEIGHT
PROTECTION, IDEAL FOR ANY ACTIVITY

- 140g 3M Thinsulate
- Plenty of storage with two external hand pockets and one internal media pocket
- Rugged YKK zippers
- Great for travel, compacts into pocket

Black | S-3XL | 2861432



BLACK/GRAY
S-3XL | 2862565



NEW
TITAN MID-LAYER

EXTREMELY WARM YET BREATHABLE
MID-LAYER, PERFECT FOR RIDING

- 319g Polartec Thermal Pro rib sweater provides great warmth
- Quick drying moisture wicking helps keep you dry
- Breathable material moves sweat to the outer surface
- Nylon overlay is comfortable and light

BLUE/ORANGE
S-3XL | 2862567

BLACK
S-3XL | 2862568




NORTHSTAR MID-LAYER

VERSATILE MID-LAYER CAN BE WORN
ALONE OR AS AN EXTRA LAYER

- 280g of breathable fleece for added warmth
- Offers durable protection against the elements with a wear-resistant polyester face and wind-block layer on chest
- Designed to fit under outer shell when riding

BLACK/RED
S-3XL | 2862616

BLACK/GRAY
S-3XL | 2869925



NEW
JOURNEY HOODIE

DURABLE HOODIE DESIGNED FOR EVERY DAY WEAR

- Keeps the elements out with snug, rib-knit waist and cuffs
- Mock neck collar provides added protection and warmth
- Durable blended material made of 80% cotton, 20% polyester

BLACK
S-3XL | 2862489



TECH FULL-ZIP HOODIE

NEW Tan | S-3XL | 2862486
Gray | S-3XL | 2861493
Black/Blue | S-3XL | 2861494



CREW SWEATSHIRT

NEW Black | S-3XL | 2862488
Green | S-3XL | 2861498
Navy | S-3XL | 2861497



ICON HOODIE

NEW Gray | S-3XL | 2862487
Green | S-3XL | 2861495
Black | S-3XL | 2861496



ICON LONG SLEEVE

NEW Gray/Red | S-3XL | 2862505
Black | S-3XL | 2861584
Blue | S-3XL | 2861585



DASH LONG SLEEVE

NEW Gray | S-3XL | 2862504
Navy | S-3XL | 2861583
Black | S-3XL | 2861582



CHECKERED LONG SLEEVE

NEW Red | S-3XL | 2862506
Gray | S-3XL | 2861587
Black | S-3XL | 2861586



ICON TEE

NEW Green | S-3XL | 2862501
Black | S-3XL | 2861570
Blue | S-3XL | 2861571



STAMP TEE

NEW Black | S-3XL | 2862496
Gray | S-3XL | 2861565
Green | S-3XL | 2861564



CORE TEE

NEW Red | S-3XL | 2862502
Black | S-3XL | 2861572
Blue | S-3XL | 2861573

MEN'S CAMO

STEALTH CAMO HAT

Camo | One Size | 2861527

NORTHSTAR MID LAYER

Camo | S-3XL | 2861542

CAMO SOFTSHELL JACKET

Camo | S-3XL | 2861543



NEW
CAMO REVOLVE VEST

Camo | S-3XL | 2862572



NEW
PURSUIT HOODIE

Camo | S-3XL | 2862494



CAMO NECK GAITER

Camo | One Size | 2861948



CAMO TRUCKER HAT

Black | One Size | 2860613



HUNTER ORANGE HAT

Orange | S/M | 2860892
Orange | L/XL | 2862545



HUNTER ORANGE
BEANIE

Orange | One Size | 2862595

MEN'S BALL CAPS



ELLIPSE PATCH TRUCKER HAT

NEW Light Gray | One Size | 2862539
Gray | One Size | 2861531
Black | One Size | 2861533
Navy | One Size | 2861532

NEW
HIGHLAND CAP

Tan | One Size | 2860893
Gray | One Size | 2862544



CORE CAP

NEW Gray | One Size | 2862594
Navy | One Size | 2861523
Black | One Size | 2861524



TONAL HAT

Black/Red | One Size | 2861526
Navy | One Size | 2861525



NEW
CLASSIC CAP

Gray | One Size | 2862543
Navy | One Size | 2862597



CHECKERED HAT

Blue | One Size | 2861520
Black | One Size | 2861522
Gray | One Size | 2861521



RETRO CAP

NEW Navy | One Size | 2862538
Gray/Red | One Size | 2869542
Gray/Orange | One Size | 2861536

NEW
BLUE
S-3XL | 2862460



BLACK
S-3XL | 2862563

BLACK
S-3XL | 2861437

GRAY/BLUE
S-3XL | 2861439

SOFTSHELL JACKET

LIGHTWEIGHT PERFORMANCE THAT'S SURPRISINGLY WARM
AND PERFECT FOR EVERYDAY WEAR

- Superior DWR prevents precipitation from saturating the jacket's exterior
- Lined with 280g of soft fleece for warmth
- Removable hood and underarm venting, three external pockets and one internal chest pocket



BLACK
S-3XL | 2862457

DUSTY ROSE
S-3XL | 2862456

NEW
REVOLVE VEST

DURABLE AND WARM REVERSIBLE VEST
OFFERS TWO STYLES IN ONE

- Durable windbreak outer fabric protects you from the elements
- 140g 3M Thinsulate insulation keeps you warm in cold weather
- Reversible vest offers two unique styles in one

FORCE JACKET

PACKABLE JACKET OFFERS LIGHTWEIGHT
PROTECTION, IDEAL FOR ANY ACTIVITY

- 140g 3M Thinsulate
- Plenty of storage with two external hand pockets and one internal media pocket
- Rugged YKK zippers
- Great for travel, compacts into pocket

NEW
WORK JACKET

WARM AND RUGGED JACKET THAT'S TOUGH
FOR WORK AND STYLISH FOR PLAY

- Coated with DWR to provide water-resistance
- Built-in action back for increased range of motion
- 80g 3M Thinsulate for added warmth with brushed flannel trim
- One inner and four outer pockets for storage



BLACK/GRAY
S-3XL | 2862458

DUSTY ROSE
S-3XL | 2862459

NEW
TITAN MID-LAYER

EXTREMELY WARM YET BREATHABLE
MID-LAYER, PERFECT FOR RIDING

- 319g Polartec Thermal Pro rib sweater provides great warmth
- Quick drying moisture wicking helps keep you dry
- Breathable material moves sweat to the outer surface
- Nylon overlay is comfortable and light



NEW
PURSUIT HOODIE
Camo | S-3XL | 2862517



NEW
JOURNEY HOODIE
Black | S-3XL | 2862515
Blue | S-3XL | 2862516



TECH FULL-ZIP HOODIE
Maroon | S-3XL | 2861509
Gray | S-3XL | 2861508



ICON HOODIE
NEW White | S-3XL | 2862512
Black | S-3XL | 2861506
Maroon | S-3XL | 2861507



NEW
ADVENTURE CREW
Dusty Rose | S-3XL | 2862513
Black | S-3XL | 2862514



NEW
ADVENTURE TEE
Teal | S-3XL | 2862629
Black Frost | S-3XL | 2862628



THINK OUTSIDE TEE
NEW Pink | S-3XL | 2862518
Black | S-3XL | 2861590
Blue | S-3XL | 2861591



STEEL SIGN

35.6 cm x 91.4 cm | 2860868



ALUMINUM SIGN

55.9 cm | 2860867



WOOD SIGN

26.7 cm x 61 cm | 2860866



PINT GLASSES (SET OF 2)

2860815



12oz CAMPER MUG

2861612



17oz WATER BOTTLE

2861611



23oz WATER BOTTLE

2862685



15oz CAMPFIRE MUG

2861613



KEYCHAIN

2861614



LEATHER LOOP KEYCHAIN

2861615



LICENSE PLATE HOLDER

2862687



KICKBACK ROCKER

2862626



FREESTYLE ROCKER

2862625



EASY CHAIR

2862627



QUICK-E-SEAT

2862624



FOLDING TABLE

2861620



POLARIS PARKING SIGN

2869934



POLARIS FLAG

91.4 cm x 152.4 cm | 2869928




HITCH COVER

2861623



HARDEST WORKING.

SMOOTHEST RIDING.



Availability varies by market, check your local dealer for availability. Never transport a loaded firearm. Verify firearm is unloaded prior to mounting. Please refer to local laws and regulations regarding the requirements for the legal transport of firearms.

Warning: Polaris off-road vehicles can be hazardous to operate and are not intended for on-road use. Driver must be at least 16 years old with a valid driver's license to operate. All riders should always wear helmets, eye protection and protective clothing and footwear. Read, understand and follow your owner's manual. Ride within the limits of your own abilities and never engage in stunt or exhibition driving. Never ride under the influence of drugs or alcohol. All riders should take a safety training course. Call 800-342-3764 for additional information.

Unless noted, trademarks are the property of Polaris Industries Inc. 3M® and Thinsulate® are registered trademarks of 3M Company. 509® is a registered trademark of Teton Outfitters, LLC. Apple® and App Store® are registered trademarks of Apple Inc. Batteryminder® is a registered trademark of VDC Electronics Inc. Bluetooth® is a registered trademark of Bluetooth SIG, Inc. Caliber® is a trademark of Caliber, Inc. Carhartt® is a registered trademark of Carhartt, Inc. COOLCORE® is a registered trademark of COOLCORE LLC. Facebook® is a registered trademark of Facebook, Inc. FidoLock® is a registered trademark of FidoLock GmbH. Google Play® is a registered trademark of Google, Inc. GoPro® is a registered trademark of GoPro Inc. Homelink® is a registered trademark of Gentex Corporation. Instagram® is a registered trademark of Instagram, LLC. KOLPIN® and KOLPIN STRONGHOLD® are registered trademarks of Polaris Industries Inc. MB Quart® is a registered trademark of Maxxsonics USA Inc. Otter® is a registered trademark of Otter Outdoors, LLC. Polartec® is a registered trademark of MMI-IPCO, LLC. Rhino Grip® is a registered trademark of Polaris Industries Inc. RHINO-RACK® is a registered trademark of Rhino Rack Australia Pty Limited. RIGID® is a trademark of JST Performance, LLC d/b/a Rigid Industries LLC. SMART BOARD® is a registered trademark of MART TECHNOLOGIES ULC UNLIMITED LIABILITY CORPORATION CANADA. Tiger Drylac® is a registered trademark of Tiger Coatings GMBH & CO. KG. TEKVEST® is a registered trademark of 1181676 ONTARIO INC. Twitter® is a registered trademark of Twitter, Inc. WALKER EVANS RACING® is a registered trademark of Walker Evans Enterprises Incorporated. Yeti® is a registered trademark of Yeti Coolers, LLC. YKK® is a registered trademark of YKK Corporation. YouTube® is a registered trademark of Google Inc. Prices, Fitment and Availability are subject to change at any moment. Copyright © 2021 Polaris Industries Inc. All rights reserved.

POLARIS

MY21 RANGER APP ACC INTL 9948071